

1993 - 2010 Pluviométrie

Pluviométrie journalière en millimètres

ORE Camp-Perrin, Cayes, Haïti

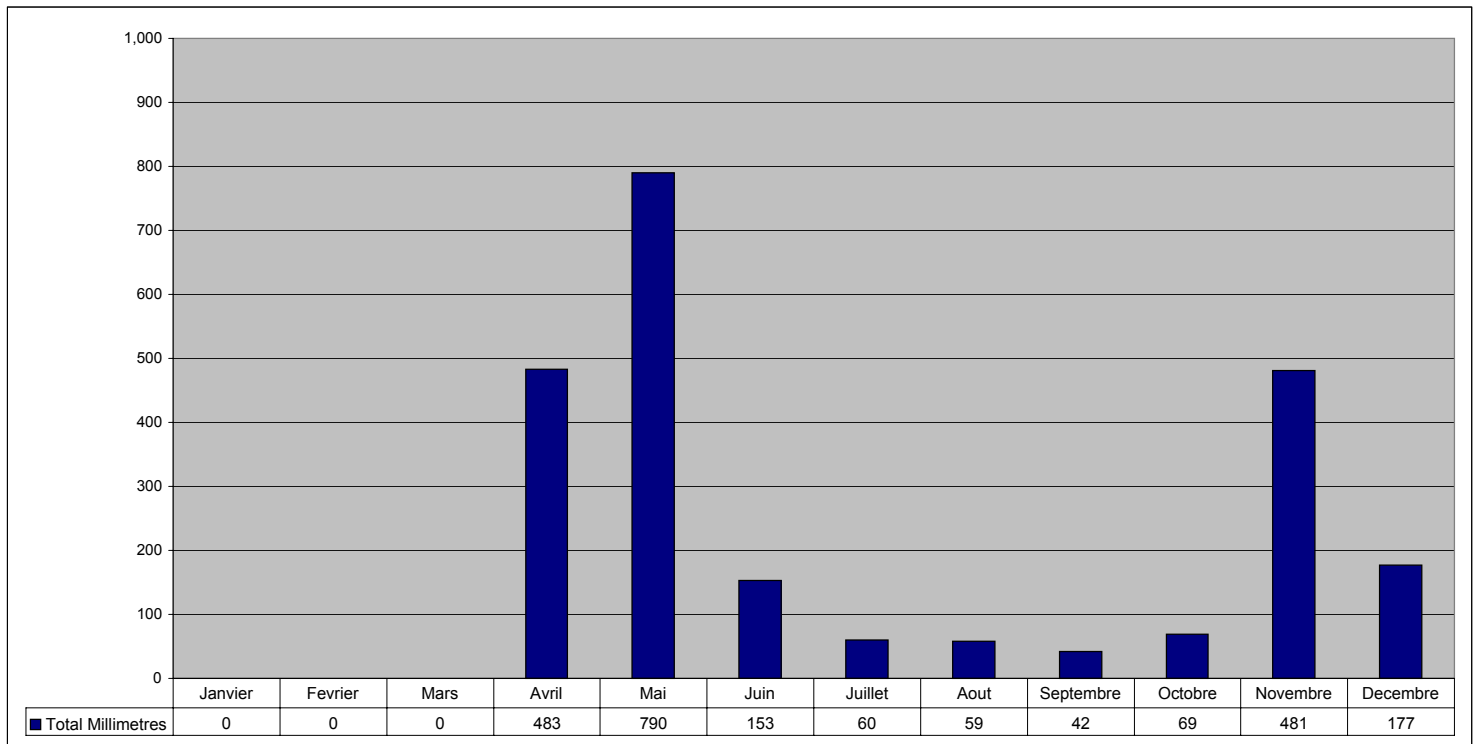
Organisation pour la Réhabilitation de l'Environnement

www.oreworld.org

**Pluviométrie - ORE Camp-Perrin, Cayes, Haïti
- 1993 -**

(en millimètres)

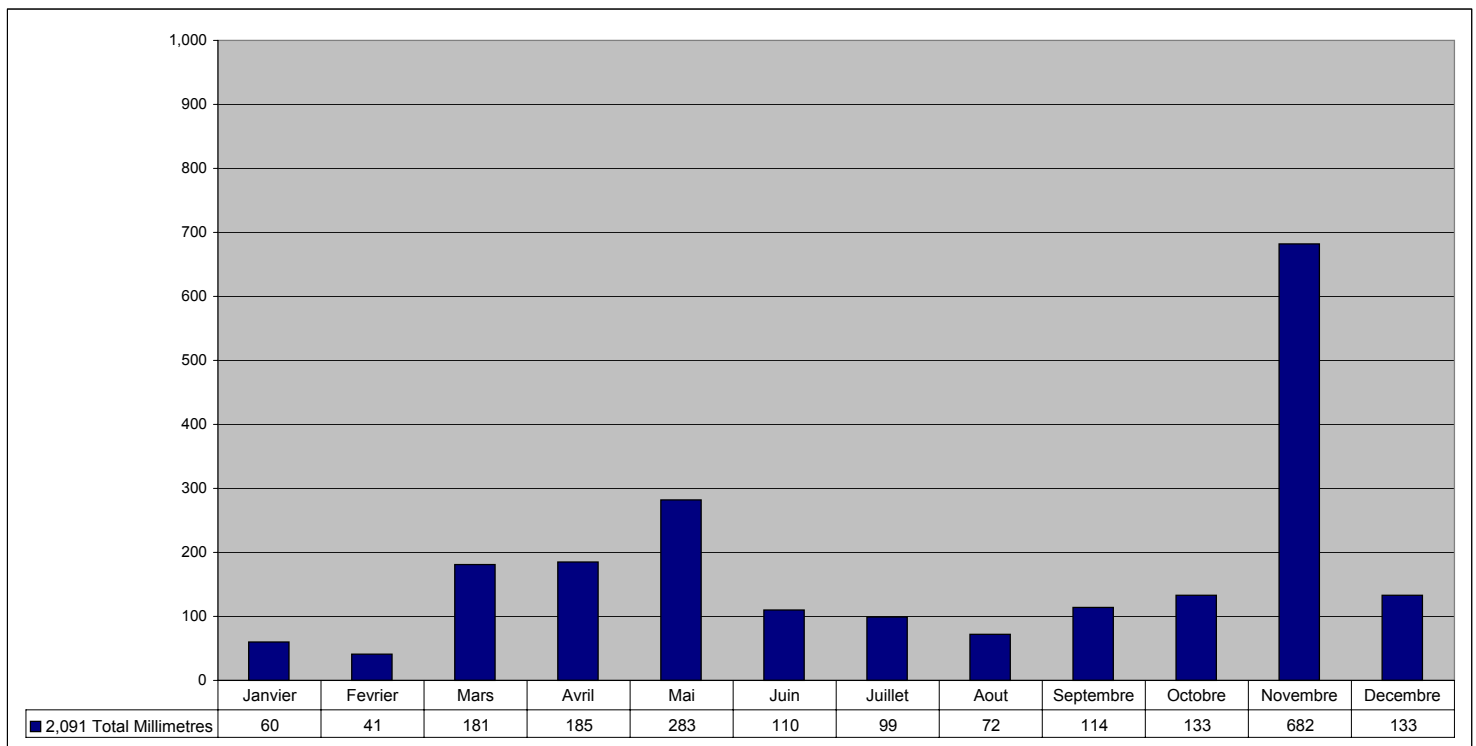
| Jour | Janvier | Fevrier | Mars | Avril | Mai | Juin | Juillet | Aout | Septembre | Octobre | Novembre | Decembre | Total Année |
|--------------------------|----------------|----------------|-------------|--------------|------------|-------------|----------------|-------------|------------------|----------------|-----------------|-----------------|--------------------|
| 1 | 0.0 | 0.0 | 0.0 | 0.0 | 9.0 | 30.2 | 0.0 | 15.0 | 3.0 | 22.5 | 0.4 | 80.4 | 161.5 |
| 2 | 0.0 | 0.0 | 0.0 | 0.0 | 17.5 | 0.0 | 0.0 | 0.0 | 0.0 | 0.0 | 0.0 | 0.0 | 19.5 |
| 3 | 0.0 | 0.0 | 0.0 | 0.0 | 27.5 | 0.0 | 30.0 | 0.0 | 3.0 | 0.0 | 0.0 | 0.0 | 63.5 |
| 4 | 0.0 | 0.0 | 0.0 | 5.0 | 17.5 | 0.0 | 0.0 | 0.0 | 8.0 | 2.0 | 0.0 | 0.0 | 36.5 |
| 5 | 0.0 | 0.0 | 0.0 | 17.5 | 0.0 | 0.0 | 0.0 | 0.0 | 0.0 | 0.0 | 22.5 | 0.0 | 45.0 |
| 6 | 0.0 | 0.0 | 0.0 | 5.0 | 7.0 | 0.0 | 0.0 | 0.0 | 0.0 | 0.0 | 0.0 | 0.0 | 18.0 |
| 7 | 0.0 | 0.0 | 0.0 | 10.4 | 5.0 | 0.0 | 0.0 | 2.0 | 0.0 | 0.0 | 0.0 | 0.0 | 24.4 |
| 8 | 0.0 | 0.0 | 0.0 | 0.0 | 0.0 | 0.0 | 0.0 | 0.0 | 0.0 | 0.0 | 0.0 | 0.0 | 8.0 |
| 9 | 0.0 | 0.0 | 0.0 | 0.0 | 7.0 | 0.0 | 0.0 | 4.0 | 0.0 | 0.0 | 0.0 | 0.0 | 20.0 |
| 10 | 0.0 | 0.0 | 0.0 | 0.0 | 38.0 | 0.0 | 0.0 | 0.0 | 3.0 | 0.0 | 0.0 | 0.0 | 51.0 |
| 11 | 0.0 | 0.0 | 0.0 | 0.0 | 27.5 | 0.0 | 0.0 | 0.0 | 0.0 | 0.0 | 0.0 | 0.0 | 38.5 |
| 12 | 0.0 | 0.0 | 0.0 | 30.0 | 27.5 | 0.0 | 10.0 | 0.0 | 0.0 | 0.0 | 0.0 | 0.0 | 79.5 |
| 13 | 0.0 | 0.0 | 0.0 | 0.0 | 0.0 | 0.0 | 0.0 | 0.0 | 0.2 | 0.0 | 0.0 | 0.0 | 13.2 |
| 14 | 0.0 | 0.0 | 0.0 | 5.0 | 120.0 | 0.0 | 0.0 | 0.0 | 0.0 | 0.0 | 0.0 | 15.0 | 154.0 |
| 15 | 0.0 | 0.0 | 0.0 | 0.0 | 17.5 | 0.0 | 0.0 | 0.0 | 0.0 | 0.0 | 0.0 | 40.4 | 72.9 |
| 16 | 0.0 | 0.0 | 0.0 | 40.0 | 50.0 | 0.0 | 0.0 | 2.0 | 0.0 | 0.0 | 0.0 | 21.0 | 129.0 |
| 17 | 0.0 | 0.0 | 0.0 | 0.0 | 5.0 | 0.0 | 0.0 | 13.0 | 0.2 | 12.5 | 0.0 | 0.0 | 47.7 |
| 18 | 0.0 | 0.0 | 0.0 | 0.0 | 0.0 | 0.0 | 0.0 | 0.0 | 0.0 | 0.0 | 0.0 | 0.0 | 18.0 |
| 19 | 0.0 | 0.0 | 0.0 | 90.0 | 45.6 | 10.2 | 0.0 | 0.0 | 0.0 | 0.0 | 14.4 | 17.5 | 196.7 |
| 20 | 0.0 | 0.0 | 0.0 | 100.0 | 80.0 | 8.0 | 2.0 | 0.0 | 0.0 | 0.0 | 22.5 | 0.0 | 232.5 |
| 21 | 0.0 | 0.0 | 0.0 | 0.0 | 3.0 | 80.0 | 0.0 | 0.0 | 0.0 | 5.4 | 85.4 | 0.0 | 194.8 |
| 22 | 0.0 | 0.0 | 0.0 | 30.0 | 15.4 | 20.0 | 0.0 | 0.0 | 0.0 | 0.0 | 90.0 | 0.0 | 177.4 |
| 23 | 0.0 | 0.0 | 0.0 | 70.0 | 0.0 | 5.0 | 3.0 | 4.0 | 0.0 | 0.0 | 40.0 | 3.0 | 148.0 |
| 24 | 0.0 | 0.0 | 0.0 | 0.0 | 5.0 | 0.0 | 15.0 | 12.5 | 0.0 | 2.0 | 80.2 | 0.0 | 138.7 |
| 25 | 0.0 | 0.0 | 0.0 | 0.0 | 0.0 | 0.0 | 0.0 | 2.0 | 15.0 | 2.4 | 55.4 | 0.0 | 99.8 |
| 26 | 0.0 | 0.0 | 0.0 | 22.5 | 12.5 | 0.0 | 0.0 | 0.0 | 0.0 | 0.0 | 35.0 | 0.0 | 96.0 |
| 27 | 0.0 | 0.0 | 0.0 | 0.0 | 0.0 | 0.0 | 0.0 | 0.0 | 0.0 | 0.0 | 35.0 | 0.0 | 62.0 |
| 28 | 0.0 | 0.0 | 0.0 | 17.5 | 9.0 | 0.0 | 0.0 | 4.0 | 0.0 | 0.0 | 0.0 | 0.0 | 58.5 |
| 29 | 0.0 | 0.0 | 0.0 | 40.4 | 100.6 | 0.0 | 0.0 | 0.0 | 0.0 | 0.0 | 0.0 | 0.0 | 170.0 |
| 30 | 0.0 | 0.0 | 0.0 | 0.0 | 60.0 | 0.0 | 0.0 | 0.0 | 10.0 | 22.5 | 0.0 | 0.0 | 122.5 |
| 31 | 0.0 | 0.0 | 0.0 | 0.0 | 82.5 | 0.0 | 0.0 | 0.0 | 0.0 | 0.0 | 0.0 | 0.0 | 113.5 |
| | Janvier | Fevrier | Mars | Avril | Mai | Juin | Juillet | Aout | Septembre | Octobre | Novembre | Decembre | Total Année |
| Total Millimetres | 0 | 0 | 0 | 483 | 790 | 153 | 60 | 59 | 42 | 69 | 481 | 177 | 2,315 |



**Pluviométrie - ORE Camp-Perrin, Cayes, Haïti
- 1994 -**

(en millimètres)

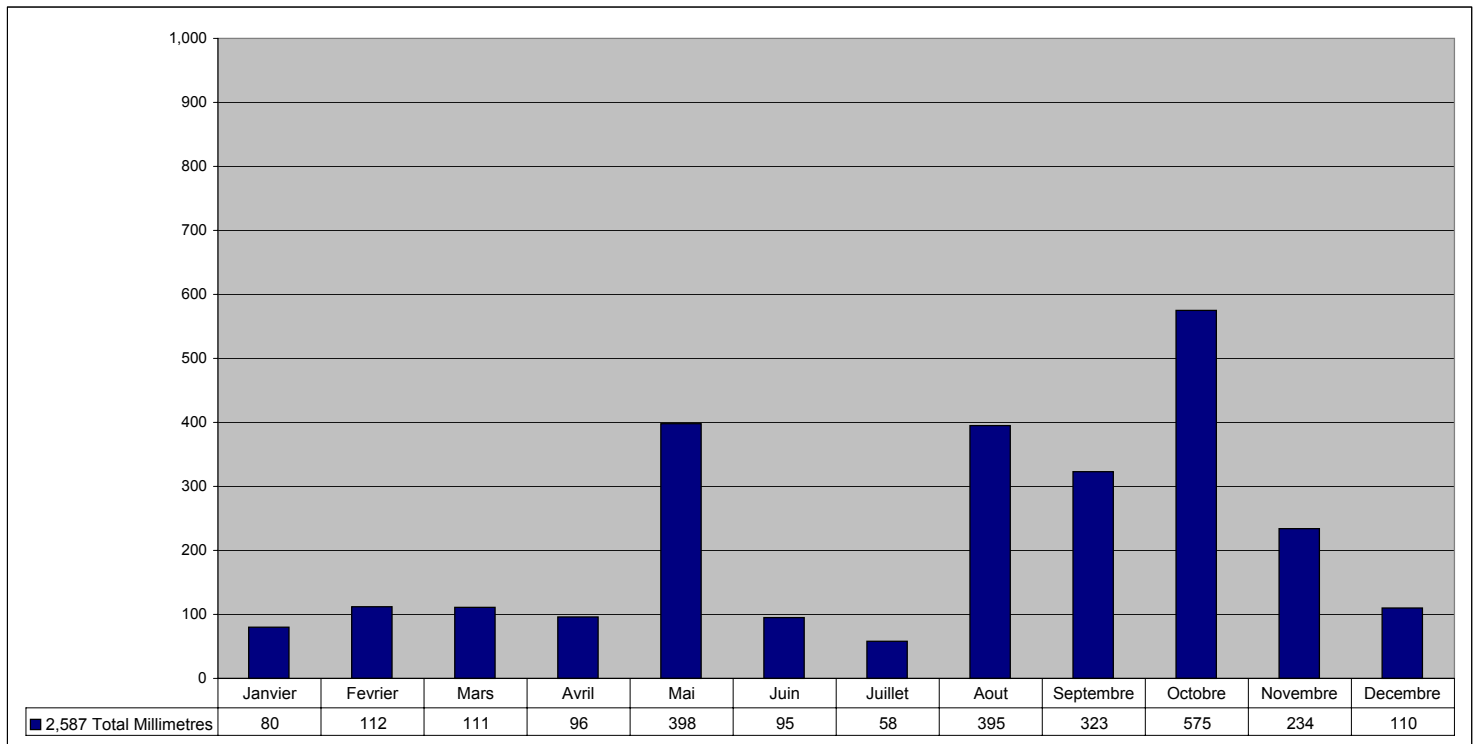
| Jour | Janvier | Fevrier | Mars | Avril | Mai | Juin | Juillet | Aout | Septembre | Octobre | Novembre | Decembre | Total Année |
|--------------------------|----------------|----------------|-------------|--------------|------------|-------------|----------------|-------------|------------------|----------------|-----------------|-----------------|--------------------|
| 1 | 0.0 | 4.0 | 3.0 | 4.8 | 95.0 | 3.0 | 0.0 | 0.0 | 0.0 | 0.0 | 0.0 | 0.0 | 110.8 |
| 2 | 0.0 | 0.0 | 5.0 | 3.0 | 0.0 | 0.0 | 0.0 | 5.0 | 19.2 | 20.4 | 3.0 | 0.0 | 57.6 |
| 3 | 0.0 | 0.0 | 5.0 | 0.0 | 0.0 | 0.0 | 0.0 | 0.0 | 6.6 | 0.0 | 0.0 | 4.0 | 18.6 |
| 4 | 4.0 | 0.0 | 5.0 | 3.0 | 0.0 | 3.0 | 0.0 | 0.0 | 0.0 | 4.0 | 4.0 | 0.0 | 27.0 |
| 5 | 4.0 | 0.0 | 0.0 | 0.0 | 3.0 | 0.0 | 5.0 | 0.0 | 4.0 | 0.0 | 27.0 | 2.2 | 50.2 |
| 6 | 27.5 | 0.0 | 0.0 | 0.0 | 0.0 | 3.0 | 0.0 | 5.0 | 1.0 | 0.0 | 0.0 | 0.0 | 42.5 |
| 7 | 0.0 | 0.0 | 17.5 | 0.0 | 0.0 | 7.0 | 15.0 | 5.0 | 0.0 | 0.0 | 12.0 | 0.0 | 63.5 |
| 8 | 0.0 | 0.0 | 12.5 | 3.0 | 0.0 | 0.0 | 0.0 | 0.0 | 0.0 | 0.0 | 0.0 | 0.0 | 23.5 |
| 9 | 0.0 | 0.0 | 0.0 | 0.0 | 0.0 | 3.0 | 5.0 | 12.5 | 0.0 | 0.0 | 0.0 | 0.0 | 29.5 |
| 10 | 6.2 | 0.0 | 0.0 | 0.0 | 0.0 | 0.0 | 0.0 | 3.8 | 27.0 | 0.0 | 0.0 | 0.0 | 47.0 |
| 11 | 0.0 | 0.0 | 0.0 | 0.0 | 45.0 | 0.0 | 0.0 | 0.0 | 0.0 | 14.6 | 60.8 | 0.0 | 131.4 |
| 12 | 0.0 | 0.0 | 9.0 | 0.0 | 0.0 | 0.0 | 0.0 | 1.0 | 16.0 | 0.0 | 321.0 | 0.0 | 359.0 |
| 13 | 0.0 | 0.0 | 0.0 | 0.0 | 17.5 | 0.0 | 0.0 | 0.0 | 1.0 | 0.0 | 200.8 | 0.0 | 232.3 |
| 14 | 0.0 | 0.0 | 0.0 | 0.0 | 0.0 | 70.0 | 0.0 | 0.0 | 0.0 | 1.0 | 0.0 | 2.0 | 87.0 |
| 15 | 0.0 | 0.0 | 55.0 | 0.0 | 0.0 | 5.0 | 0.0 | 1.0 | 1.0 | 5.2 | 0.0 | 0.0 | 82.2 |
| 16 | 0.0 | 7.0 | 17.0 | 2.0 | 17.5 | 0.0 | 0.0 | 0.0 | 0.0 | 0.0 | 0.0 | 0.0 | 59.5 |
| 17 | 6.0 | 0.0 | 3.0 | 0.0 | 9.0 | 3.0 | 0.0 | 0.0 | 1.0 | 0.0 | 0.0 | 0.0 | 39.0 |
| 18 | 0.0 | 7.0 | 0.0 | 0.0 | 0.0 | 0.0 | 0.0 | 1.0 | 0.0 | 1.0 | 0.0 | 0.0 | 27.0 |
| 19 | 0.0 | 0.0 | 0.0 | 17.5 | 0.0 | 0.0 | 0.0 | 5.0 | 1.0 | 0.0 | 9.6 | 0.0 | 52.1 |
| 20 | 0.0 | 0.0 | 0.0 | 9.0 | 15.0 | 0.0 | 0.0 | 19.6 | 0.0 | 2.2 | 41.0 | 0.0 | 106.8 |
| 21 | 0.0 | 0.0 | 3.0 | 0.0 | 0.0 | 0.0 | 0.0 | 0.0 | 6.6 | 0.0 | 0.0 | 8.0 | 38.6 |
| 22 | 0.0 | 0.0 | 0.0 | 5.0 | 7.0 | 0.0 | 0.0 | 0.0 | 0.0 | 0.0 | 0.0 | 8.0 | 42.0 |
| 23 | 0.0 | 0.0 | 4.8 | 0.0 | 9.0 | 0.0 | 0.0 | 0.0 | 0.0 | 0.0 | 0.0 | 88.0 | 124.8 |
| 24 | 0.0 | 9.0 | 2.0 | 0.0 | 0.0 | 0.0 | 0.0 | 0.0 | 0.0 | 72.8 | 0.0 | 16.0 | 123.8 |
| 25 | 8.0 | 7.0 | 0.0 | 0.0 | 12.5 | 0.0 | 0.0 | 0.0 | 0.0 | 6.0 | 0.0 | 0.0 | 58.5 |
| 26 | 0.0 | 0.0 | 0.0 | 0.0 | 27.5 | 0.0 | 22.5 | 13.0 | 0.0 | 0.0 | 2.8 | 0.0 | 91.8 |
| 27 | 0.0 | 7.0 | 0.0 | 0.0 | 7.0 | 0.0 | 12.5 | 0.0 | 28.4 | 0.0 | 0.0 | 0.0 | 81.9 |
| 28 | 4.0 | 0.0 | 30.0 | 17.5 | 0.0 | 0.0 | 0.0 | 0.0 | 1.0 | 0.0 | 0.0 | 0.0 | 80.5 |
| 29 | 0.0 | 0.0 | 0.0 | 50.0 | 0.0 | 10.0 | 4.0 | 0.0 | 0.0 | 0.0 | 0.0 | 0.0 | 93.0 |
| 30 | 0.0 | 0.0 | 0.0 | 70.0 | 0.0 | 3.0 | 35.0 | 0.0 | 0.0 | 0.0 | 0.0 | 4.4 | 142.4 |
| 31 | 0.0 | 0.0 | 9.0 | 0.0 | 17.5 | 0.0 | 0.0 | 0.0 | 0.0 | 6.0 | 0.0 | 0.0 | 63.5 |
| 2,091 | Janvier | Fevrier | Mars | Avril | Mai | Juin | Juillet | Aout | Septembre | Octobre | Novembre | Decembre | Total Année |
| Total Millimetres | 60 | 41 | 181 | 185 | 283 | 110 | 99 | 72 | 114 | 133 | 682 | 133 | 2,091 |



**Pluviométrie - ORE Camp-Perrin, Cayes, Haïti
- 1995 -**

(en millimètres)

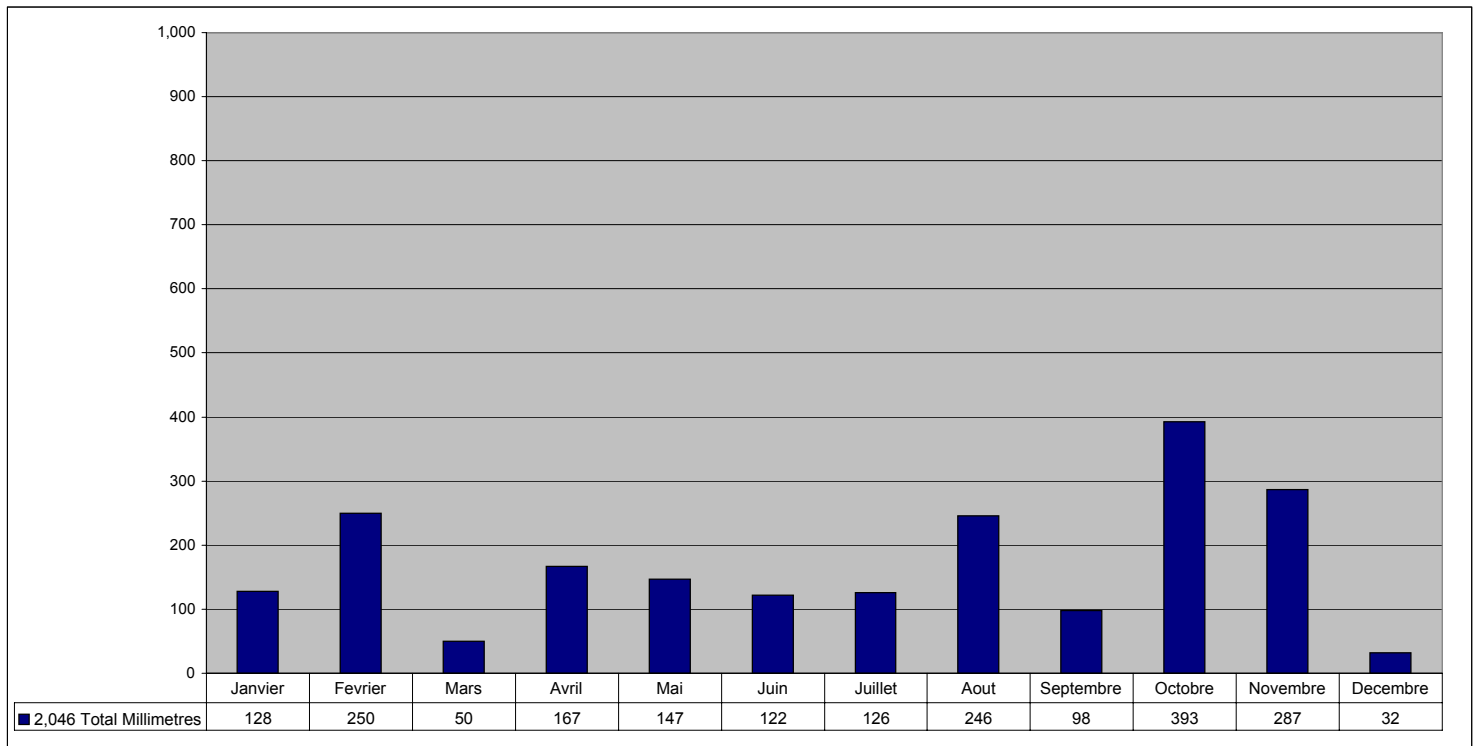
| Jour | Janvier | Fevrier | Mars | Avril | Mai | Juin | Juillet | Aout | Septembre | Octobre | Novembre | Decembre | Total Année |
|--------------------------|----------------|----------------|-------------|--------------|------------|-------------|----------------|-------------|------------------|----------------|-----------------|-----------------|--------------------|
| 1 | 0.0 | 0.0 | 0.0 | 0.0 | 244.2 | 0.0 | 0.0 | 5.0 | 0.0 | 25.4 | 0.0 | 0.0 | 275.6 |
| 2 | 0.0 | 0.0 | 0.0 | 0.0 | 101.6 | 10.4 | 2.0 | 0.0 | 0.0 | 15.4 | 0.0 | 0.0 | 131.4 |
| 3 | 0.0 | 0.0 | 0.0 | 0.0 | 0.0 | 12.0 | 0.0 | 4.0 | 0.0 | 15.0 | 0.0 | 0.0 | 34.0 |
| 4 | 0.0 | 0.0 | 23.2 | 0.0 | 7.0 | 0.0 | 0.0 | 0.0 | 0.0 | 85.2 | 0.0 | 14.0 | 133.4 |
| 5 | 0.0 | 0.0 | 0.0 | 0.0 | 0.0 | 4.0 | 0.0 | 12.0 | 0.0 | 35.6 | 0.0 | 2.2 | 58.8 |
| 6 | 0.0 | 0.0 | 20.0 | 0.0 | 4.6 | 0.0 | 0.0 | 0.0 | 25.4 | 22.6 | 0.0 | 8.2 | 86.8 |
| 7 | 0.0 | 0.0 | 4.0 | 0.0 | 10.4 | 0.0 | 0.0 | 0.0 | 0.0 | 218.0 | 0.0 | 0.0 | 239.4 |
| 8 | 0.0 | 7.0 | 0.0 | 0.0 | 0.0 | 0.0 | 0.0 | 0.0 | 0.0 | 8.0 | 0.0 | 2.0 | 25.0 |
| 9 | 0.0 | 13.0 | 6.0 | 0.0 | 0.0 | 0.0 | 0.0 | 14.0 | 0.0 | 0.0 | 0.0 | 0.0 | 42.0 |
| 10 | 0.0 | 0.0 | 0.0 | 0.0 | 5.0 | 22.0 | 0.0 | 0.0 | 0.0 | 0.0 | 0.0 | 8.4 | 45.4 |
| 11 | 0.0 | 0.0 | 0.0 | 0.0 | 5.0 | 0.0 | 0.0 | 3.0 | 6.4 | 0.0 | 0.0 | 0.0 | 25.4 |
| 12 | 0.0 | 0.0 | 0.0 | 0.0 | 0.0 | 10.2 | 35.4 | 0.0 | 18.4 | 47.4 | 13.0 | 0.0 | 136.4 |
| 13 | 0.0 | 0.0 | 15.0 | 22.0 | 11.6 | 0.0 | 0.0 | 0.0 | 0.0 | 25.4 | 63.0 | 2.0 | 152.0 |
| 14 | 0.0 | 0.0 | 0.0 | 0.0 | 0.0 | 5.0 | 0.0 | 0.0 | 0.0 | 14.4 | 26.4 | 0.0 | 59.8 |
| 15 | 0.0 | 0.0 | 0.0 | 32.0 | 0.0 | 0.0 | 0.0 | 0.0 | 0.0 | 0.0 | 0.0 | 0.0 | 47.0 |
| 16 | 68.2 | 0.0 | 15.0 | 25.0 | 5.2 | 5.0 | 0.0 | 0.0 | 0.0 | 0.0 | 0.0 | 0.0 | 134.4 |
| 17 | 4.0 | 0.0 | 5.0 | 3.4 | 0.0 | 0.0 | 0.0 | 0.0 | 0.0 | 0.0 | 80.8 | 0.0 | 110.2 |
| 18 | 0.0 | 0.0 | 9.0 | 0.0 | 0.0 | 0.0 | 0.0 | 0.0 | 3.0 | 29.4 | 0.0 | 0.0 | 59.4 |
| 19 | 0.0 | 0.0 | 0.0 | 0.0 | 0.0 | 6.0 | 0.0 | 219.0 | 0.0 | 15.0 | 0.0 | 0.0 | 259.0 |
| 20 | 0.0 | 0.0 | 0.0 | 0.0 | 3.0 | 0.0 | 0.0 | 32.0 | 0.0 | 0.0 | 19.4 | 0.0 | 74.4 |
| 21 | 0.0 | 19.0 | 0.0 | 0.0 | 0.0 | 16.4 | 0.0 | 0.0 | 32.4 | 0.0 | 5.4 | 0.0 | 94.2 |
| 22 | 0.0 | 0.0 | 0.0 | 0.0 | 0.0 | 0.0 | 0.0 | 60.8 | 0.0 | 0.0 | 15.0 | 0.0 | 97.8 |
| 23 | 4.0 | 0.0 | 0.0 | 9.0 | 0.0 | 2.0 | 0.0 | 35.4 | 3.0 | 0.0 | 0.0 | 50.8 | 127.2 |
| 24 | 0.0 | 27.4 | 11.0 | 0.0 | 0.0 | 0.0 | 2.0 | 0.0 | 0.0 | 0.0 | 0.0 | 0.0 | 64.4 |
| 25 | 4.0 | 0.0 | 0.0 | 0.0 | 0.0 | 0.0 | 0.0 | 0.0 | 54.0 | 14.0 | 0.0 | 14.0 | 111.0 |
| 26 | 0.0 | 14.0 | 0.0 | 0.0 | 0.0 | 0.0 | 0.0 | 3.0 | 3.0 | 0.0 | 0.0 | 8.0 | 54.0 |
| 27 | 0.0 | 14.4 | 3.0 | 0.0 | 0.0 | 0.0 | 4.0 | 0.0 | 5.0 | 0.0 | 8.0 | 0.0 | 61.4 |
| 28 | 0.0 | 17.4 | 0.0 | 0.0 | 0.0 | 0.0 | 0.0 | 2.0 | 3.0 | 4.0 | 0.0 | 0.0 | 54.4 |
| 29 | 0.0 | 0.0 | 0.0 | 3.0 | 0.0 | 0.0 | 0.0 | 0.0 | 0.0 | 0.0 | 0.0 | 0.0 | 32.0 |
| 30 | 0.0 | 0.0 | 0.0 | 1.4 | 0.0 | 2.0 | 0.0 | 0.0 | 169.3 | 0.0 | 3.0 | 0.0 | 205.7 |
| 31 | 0.0 | 0.0 | 0.0 | 0.0 | 0.0 | 0.0 | 15.0 | 5.0 | 0.0 | 0.0 | 0.0 | 0.0 | 51.0 |
| 2,587 | Janvier | Fevrier | Mars | Avril | Mai | Juin | Juillet | Aout | Septembre | Octobre | Novembre | Decembre | Total Année |
| Total Millimetres | 80 | 112 | 111 | 96 | 398 | 95 | 58 | 395 | 323 | 575 | 234 | 110 | 2,587 |



Pluviométrie - ORE Camp-Perrin, Cayes, Haïti
- 1996 -

(en millimètres)

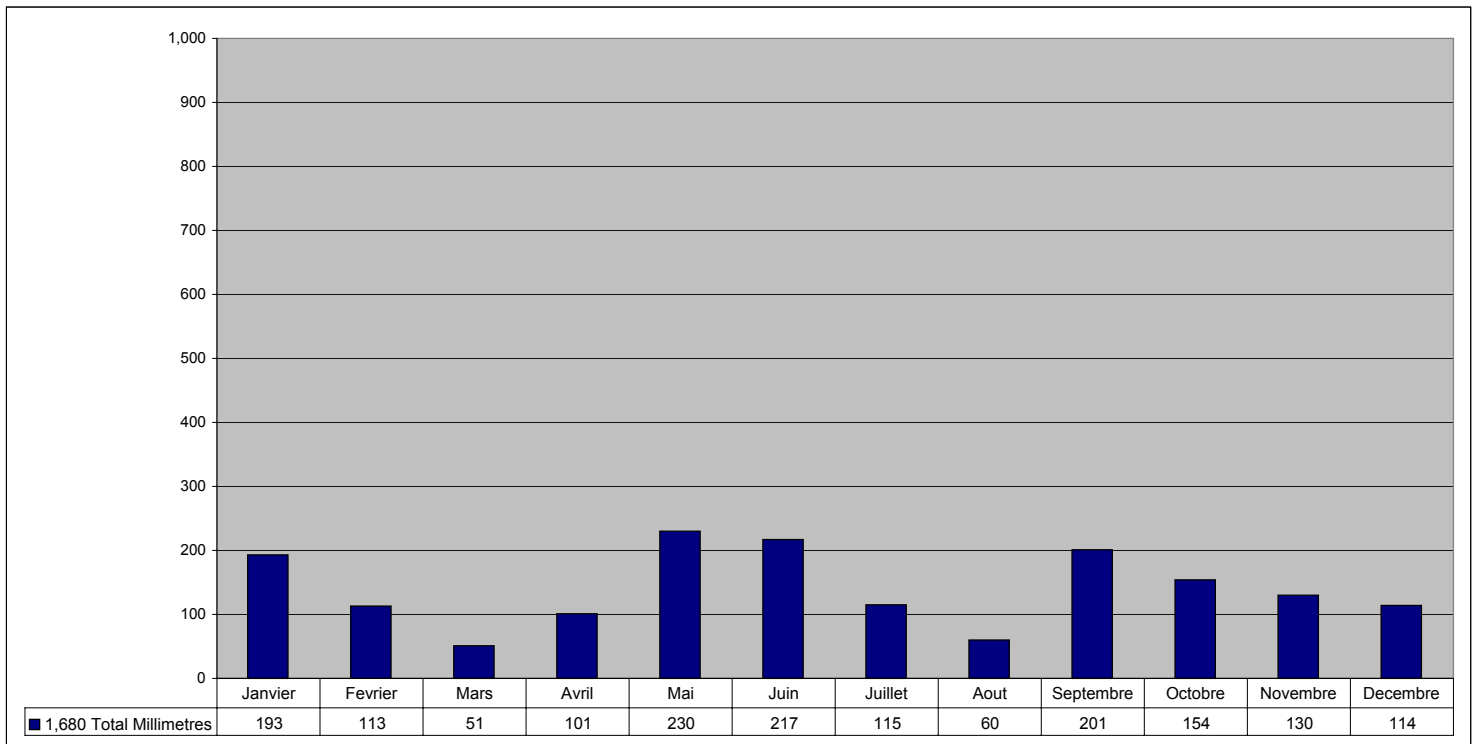
| Jour | Janvier | Fevrier | Mars | Avril | Mai | Juin | Juillet | Aout | Septembre | Octobre | Novembre | Decembre | Total Année |
|--------------------------|---------|---------|------|-------|------|------|---------|------|-----------|---------|----------|----------|-------------|
| 1 | 0.0 | 0.0 | 0.0 | 0.0 | 3.0 | 0.0 | 0.0 | 0.0 | 30.4 | 2.0 | 0.0 | 6.0 | 42.4 |
| 2 | 8.0 | 2.0 | 0.0 | 0.0 | 0.0 | 0.0 | 2.6 | 25.0 | 0.0 | 0.0 | 2.0 | 0.0 | 41.6 |
| 3 | 0.0 | 0.0 | 0.0 | 0.0 | 29.4 | 18.0 | 0.0 | 0.0 | 10.0 | 12.2 | 0.0 | 3.0 | 75.6 |
| 4 | 0.0 | 0.0 | 0.0 | 0.0 | 3.0 | 0.0 | 0.0 | 0.0 | 0.0 | 0.0 | 0.0 | 0.0 | 7.0 |
| 5 | 0.0 | 0.0 | 0.0 | 0.0 | 25.4 | 2.0 | 0.0 | 14.4 | 0.0 | 0.0 | 0.0 | 2.0 | 48.8 |
| 6 | 0.0 | 18.4 | 27.4 | 0.0 | 25.4 | 3.0 | 0.0 | 0.0 | 0.0 | 0.0 | 0.0 | 0.0 | 80.2 |
| 7 | 32.4 | 4.0 | 0.0 | 0.0 | 3.0 | 2.0 | 3.0 | 24.0 | 5.0 | 0.0 | 0.0 | 0.0 | 80.4 |
| 8 | 1.4 | 3.6 | 2.0 | 3.0 | 0.0 | 14.4 | 0.0 | 0.0 | 0.0 | 25.4 | 0.0 | 0.0 | 57.8 |
| 9 | 0.0 | 0.0 | 4.0 | 0.0 | 0.0 | 0.0 | 0.0 | 0.0 | 0.0 | 5.0 | 5.4 | 0.0 | 23.4 |
| 10 | 0.0 | 0.0 | 0.0 | 3.0 | 0.0 | 0.0 | 5.0 | 0.0 | 0.0 | 0.0 | 0.0 | 0.0 | 18.0 |
| 11 | 0.0 | 0.0 | 0.0 | 0.0 | 2.0 | 16.8 | 56.8 | 0.0 | 0.0 | 75.8 | 2.0 | 0.0 | 164.4 |
| 12 | 0.0 | 0.0 | 5.0 | 0.0 | 0.0 | 8.0 | 0.0 | 4.4 | 0.0 | 40.4 | 5.4 | 0.0 | 75.2 |
| 13 | 2.4 | 0.0 | 0.0 | 25.4 | 2.0 | 8.0 | 5.0 | 0.0 | 18.4 | 0.0 | 0.0 | 0.0 | 74.2 |
| 14 | 0.0 | 0.0 | 0.0 | 18.4 | 2.0 | 8.0 | 0.0 | 0.0 | 0.0 | 0.0 | 20.0 | 0.0 | 62.4 |
| 15 | 0.0 | 0.0 | 0.0 | 0.0 | 0.0 | 2.0 | 15.0 | 0.0 | 0.0 | 60.1 | 83.8 | 0.0 | 175.9 |
| 16 | 0.0 | 57.8 | 4.0 | 0.0 | 0.0 | 15.0 | 4.4 | 0.0 | 0.0 | 143.2 | 63.8 | 0.0 | 304.2 |
| 17 | 0.0 | 57.8 | 0.0 | 3.0 | 6.0 | 2.0 | 0.0 | 54.0 | 0.0 | 0.0 | 0.0 | 0.0 | 139.8 |
| 18 | 0.0 | 0.0 | 0.0 | 0.0 | 0.0 | 0.0 | 0.0 | 97.2 | 0.0 | 2.4 | 20.0 | 0.0 | 137.6 |
| 19 | 2.0 | 50.8 | 0.0 | 5.0 | 0.0 | 2.0 | 0.0 | 11.4 | 0.0 | 0.0 | 30.4 | 0.0 | 120.6 |
| 20 | 0.0 | 3.0 | 0.0 | 28.4 | 2.0 | 0.0 | 3.0 | 0.0 | 0.0 | 0.0 | 0.0 | 4.0 | 60.4 |
| 21 | 0.0 | 0.0 | 0.0 | 0.0 | 6.0 | 2.4 | 0.0 | 0.0 | 0.0 | 18.0 | 10.4 | 0.0 | 57.8 |
| 22 | 15.0 | 47.8 | 4.0 | 13.4 | 23.0 | 0.0 | 0.0 | 1.4 | 4.4 | 0.0 | 0.0 | 2.0 | 133.0 |
| 23 | 0.0 | 0.0 | 4.0 | 0.0 | 7.0 | 0.0 | 0.0 | 0.0 | 0.0 | 2.0 | 4.0 | 0.0 | 40.0 |
| 24 | 0.0 | 0.0 | 0.0 | 3.0 | 7.4 | 0.0 | 3.0 | 0.0 | 0.0 | 0.0 | 0.0 | 4.0 | 41.4 |
| 25 | 0.0 | 0.0 | 0.0 | 25.4 | 0.0 | 0.0 | 0.0 | 0.0 | 0.0 | 0.0 | 4.0 | 0.0 | 54.4 |
| 26 | 0.0 | 5.0 | 0.0 | 23.0 | 0.0 | 0.0 | 0.0 | 10.0 | 0.0 | 2.0 | 24.0 | 6.0 | 96.0 |
| 27 | 0.0 | 0.0 | 0.0 | 3.0 | 0.0 | 10.2 | 3.0 | 0.0 | 0.0 | 0.0 | 0.0 | 0.0 | 43.2 |
| 28 | 0.0 | 0.0 | 0.0 | 2.0 | 0.0 | 0.0 | 0.0 | 0.0 | 0.0 | 2.0 | 0.0 | 3.0 | 35.0 |
| 29 | 0.0 | 0.0 | 0.0 | 8.0 | 0.0 | 8.2 | 25.0 | 4.0 | 29.8 | 0.0 | 12.0 | 0.0 | 116.0 |
| 30 | 63.8 | 0.0 | 0.0 | 3.0 | 0.0 | 0.0 | 0.0 | 0.0 | 0.0 | 0.0 | 0.0 | 2.0 | 98.8 |
| 31 | 3.0 | 0.0 | 0.0 | 0.0 | 0.0 | 0.0 | 0.0 | 0.0 | 0.0 | 2.0 | 0.0 | 0.0 | 36.0 |
| 2,046 | Janvier | Fevrier | Mars | Avril | Mai | Juin | Juillet | Aout | Septembre | Octobre | Novembre | Decembre | Total Année |
| Total Millimetres | 128 | 250 | 50 | 167 | 147 | 122 | 126 | 246 | 98 | 393 | 287 | 32 | 2,046 |



**Pluviométrie - ORE Camp-Perrin, Cayes, Haïti
- 1997 -**

(en millimètres)

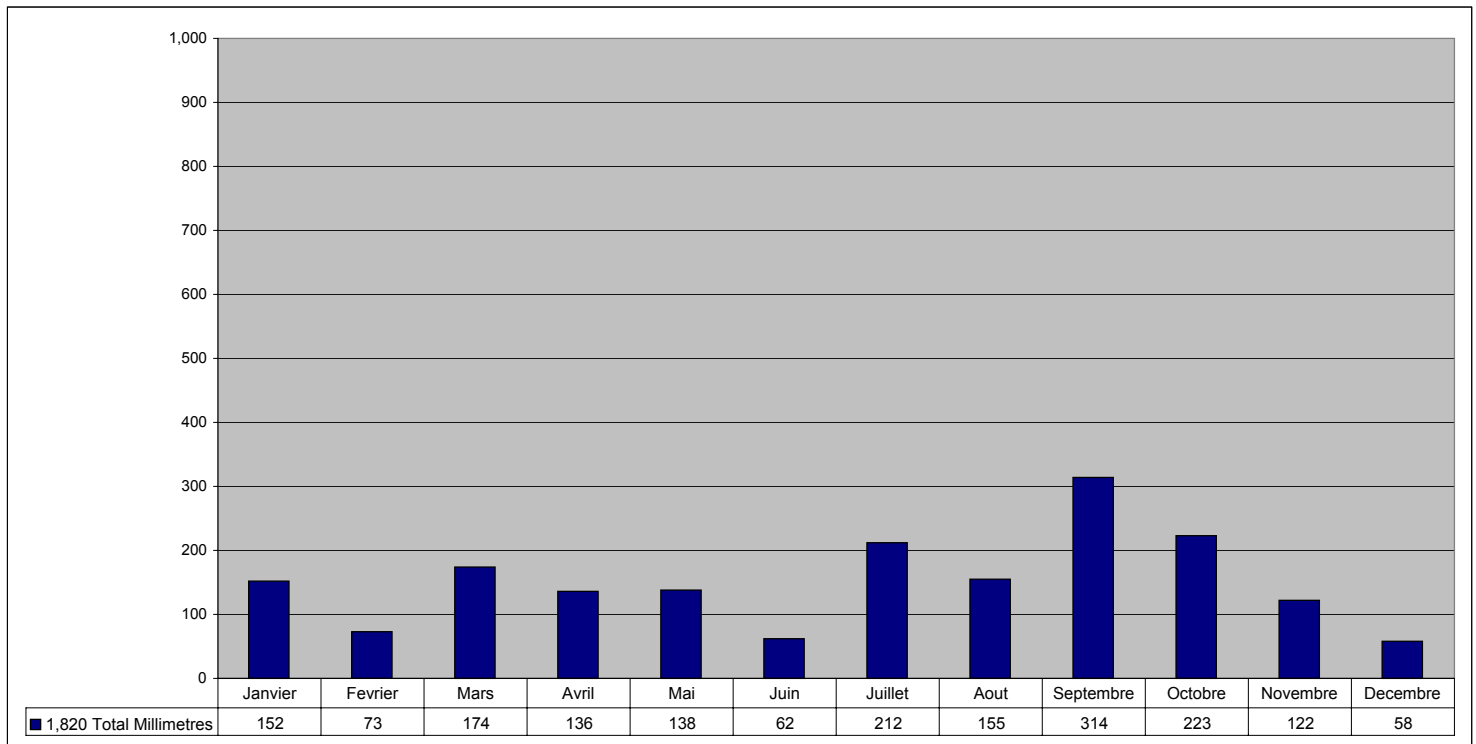
| Jour | Janvier | Fevrier | Mars | Avril | Mai | Juin | Juillet | Aout | Septembre | Octobre | Novembre | Decembre | Total Année |
|--------------------------|----------------|----------------|-------------|--------------|------------|-------------|----------------|-------------|------------------|----------------|-----------------|-----------------|--------------------|
| 1 | 37.4 | 0.0 | 2.0 | 3.2 | 17.4 | 12.4 | 0.0 | 2.0 | 0.0 | 0.0 | 1.0 | 6.6 | 83.0 |
| 2 | 37.4 | 25.4 | 2.0 | 3.2 | 0.0 | 2.2 | 2.0 | 0.0 | 2.0 | 0.0 | 0.0 | 17.4 | 93.6 |
| 3 | 0.0 | 2.4 | 0.0 | 0.0 | 22.0 | 2.0 | 0.0 | 0.0 | 0.0 | 0.0 | 0.0 | 0.0 | 29.4 |
| 4 | 0.0 | 0.0 | 0.0 | 5.4 | 14.0 | 1.0 | 0.0 | 0.0 | 2.0 | 2.0 | 0.0 | 2.0 | 30.4 |
| 5 | 3.0 | 42.4 | 0.0 | 0.0 | 17.4 | 20.2 | 2.0 | 4.0 | 0.0 | 0.0 | 0.0 | 0.0 | 94.0 |
| 6 | 0.0 | 0.0 | 2.0 | 0.0 | 2.0 | 75.1 | 0.0 | 0.0 | 2.0 | 25.4 | 0.0 | 2.6 | 115.1 |
| 7 | 2.0 | 0.0 | 0.0 | 8.2 | 0.0 | 22.0 | 0.0 | 1.0 | 1.0 | 8.0 | 5.0 | 0.0 | 54.2 |
| 8 | 0.0 | 0.0 | 0.0 | 0.0 | 0.0 | 3.0 | 24.4 | 0.0 | 52.8 | 8.0 | 0.0 | 0.0 | 96.2 |
| 9 | 2.0 | 0.0 | 0.0 | 12.4 | 0.0 | 12.4 | 16.2 | 0.0 | 49.4 | 0.0 | 3.0 | 0.0 | 104.4 |
| 10 | 0.0 | 5.0 | 2.0 | 0.0 | 25.4 | 0.0 | 0.0 | 0.0 | 2.0 | 5.0 | 3.0 | 0.0 | 52.4 |
| 11 | 0.0 | 0.0 | 0.0 | 8.2 | 0.0 | 3.0 | 0.0 | 0.0 | 0.0 | 11.0 | 2.0 | 0.0 | 35.2 |
| 12 | 0.0 | 0.0 | 2.0 | 12.6 | 2.0 | 12.2 | 2.0 | 0.0 | 2.0 | 0.0 | 30.4 | 5.0 | 80.2 |
| 13 | 0.0 | 0.0 | 0.0 | 0.0 | 0.0 | 3.0 | 0.0 | 0.0 | 0.0 | 5.4 | 3.0 | 0.0 | 24.4 |
| 14 | 0.0 | 10.0 | 0.0 | 5.4 | 1.0 | 3.0 | 2.0 | 5.0 | 2.0 | 4.2 | 5.0 | 0.0 | 51.6 |
| 15 | 0.0 | 0.0 | 0.0 | 0.0 | 0.0 | 2.0 | 0.0 | 0.0 | 0.0 | 35.4 | 2.0 | 25.4 | 79.8 |
| 16 | 0.0 | 0.0 | 0.0 | 0.0 | 0.0 | 0.0 | 0.0 | 10.4 | 0.0 | 0.0 | 0.0 | 25.4 | 51.8 |
| 17 | 0.0 | 8.0 | 10.4 | 42.4 | 2.0 | 3.0 | 2.0 | 0.0 | 2.0 | 42.4 | 0.0 | 16.0 | 145.2 |
| 18 | 6.0 | 0.0 | 0.0 | 0.0 | 0.0 | 0.0 | 0.0 | 2.0 | 0.0 | 2.0 | 0.0 | 0.0 | 28.0 |
| 19 | 0.0 | 4.0 | 3.0 | 0.0 | 1.4 | 9.0 | 0.0 | 5.4 | 0.0 | 0.0 | 6.0 | 2.0 | 49.8 |
| 20 | 3.0 | 0.0 | 0.0 | 0.0 | 13.4 | 0.0 | 0.0 | 0.0 | 2.0 | 0.0 | 0.0 | 0.0 | 38.4 |
| 21 | 0.0 | 3.0 | 0.0 | 0.0 | 5.4 | 2.0 | 50.8 | 2.4 | 0.0 | 0.0 | 2.0 | 0.0 | 86.6 |
| 22 | 0.0 | 0.0 | 0.0 | 0.0 | 0.0 | 0.0 | 0.0 | 0.0 | 1.0 | 0.0 | 0.0 | 0.0 | 23.0 |
| 23 | 16.2 | 3.0 | 0.0 | 0.0 | 0.0 | 0.0 | 0.0 | 10.4 | 0.0 | 0.0 | 3.0 | 0.0 | 55.6 |
| 24 | 0.0 | 3.0 | 0.0 | 0.0 | 2.4 | 29.4 | 0.0 | 0.0 | 4.2 | 5.0 | 5.0 | 0.0 | 73.0 |
| 25 | 0.0 | 0.0 | 0.0 | 0.0 | 0.0 | 0.0 | 0.0 | 0.0 | 5.0 | 0.0 | 5.0 | 0.0 | 35.0 |
| 26 | 2.0 | 3.0 | 12.4 | 0.0 | 9.4 | 0.0 | 2.0 | 0.0 | 39.4 | 0.0 | 0.0 | 3.0 | 97.2 |
| 27 | 0.0 | 2.0 | 0.0 | 0.0 | 12.4 | 0.0 | 0.0 | 10.0 | 0.0 | 0.0 | 0.0 | 0.0 | 51.4 |
| 28 | 12.2 | 2.0 | 10.2 | 0.0 | 0.0 | 0.0 | 8.0 | 0.0 | 0.0 | 0.0 | 0.0 | 0.0 | 60.4 |
| 29 | 19.4 | 0.0 | 5.2 | 0.0 | 3.4 | 0.0 | 0.0 | 3.0 | 0.0 | 0.0 | 52.8 | 0.0 | 112.8 |
| 30 | 2.0 | 0.0 | 0.0 | 0.0 | 79.1 | 0.0 | 4.0 | 2.0 | 32.4 | 0.0 | 2.0 | 0.0 | 151.5 |
| 31 | 50.8 | 0.0 | 0.0 | 0.0 | 0.0 | 0.0 | 0.0 | 2.0 | 0.0 | 0.0 | 0.0 | 8.4 | 92.2 |
| 1,680 | Janvier | Fevrier | Mars | Avril | Mai | Juin | Juillet | Aout | Septembre | Octobre | Novembre | Decembre | Total Année |
| Total Millimetres | 193 | 113 | 51 | 101 | 230 | 217 | 115 | 60 | 201 | 154 | 130 | 114 | 1,680 |



**Pluviométrie - ORE Camp-Perrin, Cayes, Haïti
- 1998 -**

(en millimètres)

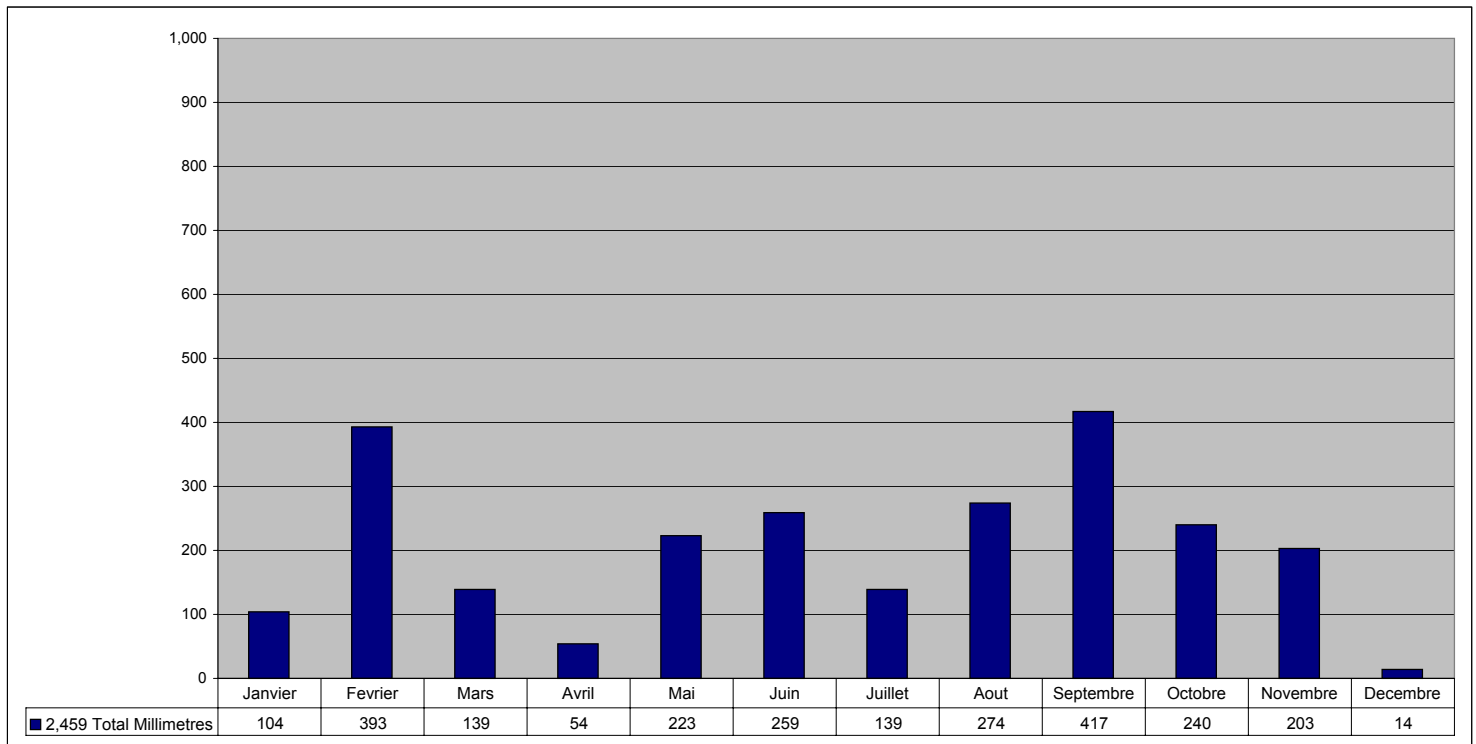
| Jour | Janvier | Fevrier | Mars | Avril | Mai | Juin | Juillet | Aout | Septembre | Octobre | Novembre | Decembre | Total Année |
|--------------------------|------------|-----------|------------|------------|------------|-----------|------------|------------|------------|------------|------------|-----------|--------------|
| 1 | 56.8 | 2.0 | 2.0 | 0.0 | 0.0 | 6.0 | 0.0 | 0.0 | 0.0 | 0.0 | 0.0 | 0.0 | 67.8 |
| 2 | 0.0 | 2.0 | 1.0 | 1.0 | 32.0 | 0.0 | 0.0 | 1.0 | 0.0 | 0.0 | 19.0 | 2.0 | 60.0 |
| 3 | 0.0 | 0.0 | 1.0 | 0.0 | 0.0 | 0.0 | 0.0 | 0.0 | 3.6 | 0.0 | 2.4 | 0.0 | 10.0 |
| 4 | 2.0 | 62.8 | 2.0 | 3.0 | 0.0 | 0.0 | 0.0 | 1.0 | 0.0 | 0.0 | 0.0 | 0.0 | 74.8 |
| 5 | 0.0 | 0.0 | 5.0 | 0.0 | 24.4 | 5.0 | 25.4 | 0.0 | 7.2 | 2.0 | 0.0 | 2.0 | 76.0 |
| 6 | 2.0 | 2.0 | 0.0 | 10.0 | 14.4 | 0.0 | 13.4 | 0.0 | 25.4 | 0.0 | 8.4 | 0.0 | 81.6 |
| 7 | 2.0 | 0.0 | 2.0 | 6.0 | 25.4 | 0.0 | 0.0 | 0.0 | 16.0 | 1.0 | 2.0 | 4.0 | 65.4 |
| 8 | 2.0 | 1.0 | 0.0 | 2.0 | 3.0 | 2.0 | 0.0 | 16.0 | 0.0 | 0.0 | 0.0 | 0.0 | 34.0 |
| 9 | 0.0 | 0.0 | 0.0 | 0.0 | 0.0 | 0.0 | 0.0 | 0.0 | 12.0 | 1.0 | 2.0 | 0.0 | 24.0 |
| 10 | 2.0 | 3.0 | 0.0 | 0.0 | 0.0 | 0.0 | 2.0 | 0.0 | 9.4 | 0.0 | 0.0 | 1.0 | 27.4 |
| 11 | 0.0 | 0.0 | 0.0 | 0.0 | 0.0 | 0.0 | 0.0 | 10.0 | 2.0 | 0.0 | 2.0 | 1.0 | 26.0 |
| 12 | 1.0 | 0.0 | 8.4 | 2.0 | 0.0 | 8.0 | 0.0 | 8.0 | 2.0 | 0.0 | 24.0 | 1.6 | 67.0 |
| 13 | 0.0 | 0.0 | 0.0 | 1.0 | 0.0 | 0.0 | 0.0 | 0.0 | 1.0 | 1.0 | 0.0 | 0.0 | 16.0 |
| 14 | 2.0 | 0.0 | 0.0 | 0.0 | 0.0 | 0.0 | 0.0 | 0.0 | 18.2 | 0.0 | 0.0 | 0.0 | 34.2 |
| 15 | 0.0 | 0.0 | 25.4 | 0.0 | 3.0 | 2.0 | 11.0 | 6.0 | 14.2 | 0.0 | 8.0 | 1.0 | 85.6 |
| 16 | 1.0 | 0.0 | 2.0 | 0.0 | 0.0 | 0.0 | 3.4 | 0.0 | 3.0 | 3.0 | 8.0 | 7.2 | 43.6 |
| 17 | 0.0 | 0.0 | 2.0 | 0.0 | 4.0 | 0.0 | 0.0 | 0.0 | 68.8 | 11.0 | 0.0 | 15.4 | 118.2 |
| 18 | 6.0 | 0.0 | 2.0 | 0.0 | 0.0 | 15.0 | 2.0 | 2.0 | 0.0 | 10.3 | 0.0 | 5.0 | 60.3 |
| 19 | 0.0 | 0.0 | 2.0 | 0.0 | 0.0 | 0.0 | 2.0 | 0.0 | 0.0 | 10.3 | 3.0 | 1.0 | 37.3 |
| 20 | 0.0 | 0.0 | 16.0 | 0.0 | 0.0 | 0.0 | 0.0 | 0.0 | 0.0 | 7.4 | 2.0 | 0.0 | 45.4 |
| 21 | 0.0 | 0.0 | 10.0 | 0.0 | 6.0 | 0.0 | 11.0 | 0.0 | 0.0 | 10.0 | 0.0 | 0.0 | 58.0 |
| 22 | 2.0 | 0.0 | 0.0 | 0.0 | 4.0 | 15.0 | 0.0 | 56.8 | 0.0 | 0.0 | 0.0 | 0.0 | 99.8 |
| 23 | 2.0 | 0.0 | 0.0 | 25.4 | 0.0 | 8.4 | 37.4 | 0.0 | 50.6 | 0.0 | 1.0 | 0.0 | 147.8 |
| 24 | 0.0 | 0.0 | 25.4 | 0.0 | 0.0 | 0.0 | 14.0 | 6.8 | 70.6 | 25.4 | 14.6 | 0.0 | 180.8 |
| 25 | 0.0 | 0.0 | 35.4 | 0.0 | 5.0 | 0.0 | 11.0 | 29.0 | 8.0 | 25.4 | 1.0 | 0.0 | 139.8 |
| 26 | 0.0 | 0.0 | 2.0 | 0.0 | 0.0 | 0.0 | 19.0 | 18.6 | 2.0 | 35.4 | 1.8 | 0.0 | 104.8 |
| 27 | 5.0 | 0.0 | 0.0 | 67.8 | 3.0 | 0.0 | 53.0 | 0.0 | 0.0 | 8.0 | 16.6 | 0.0 | 180.4 |
| 28 | 29.4 | 0.0 | 0.0 | 13.0 | 6.0 | 0.0 | 7.6 | 0.0 | 0.0 | 19.4 | 0.0 | 0.0 | 103.4 |
| 29 | 9.0 | 0.0 | 30.4 | 3.0 | 0.0 | 1.0 | 0.0 | 0.0 | 0.0 | 13.0 | 0.0 | 0.0 | 85.4 |
| 30 | 25.4 | 0.0 | 0.0 | 2.0 | 5.0 | 0.0 | 0.0 | 0.0 | 0.0 | 39.4 | 6.6 | 16.6 | 125.0 |
| 31 | 2.0 | 0.0 | 0.0 | 0.0 | 3.0 | 0.0 | 0.0 | 0.0 | 0.0 | 0.0 | 0.0 | 0.0 | 36.0 |
| 1,820 | Janvier | Fevrier | Mars | Avril | Mai | Juin | Juillet | Aout | Septembre | Octobre | Novembre | Decembre | Total Année |
| Total Millimetres | 152 | 73 | 174 | 136 | 138 | 62 | 212 | 155 | 314 | 223 | 122 | 58 | 1,820 |



Pluviométrie - ORE Camp-Perrin, Cayes, Haïti
- 1999 -

(en millimètres)

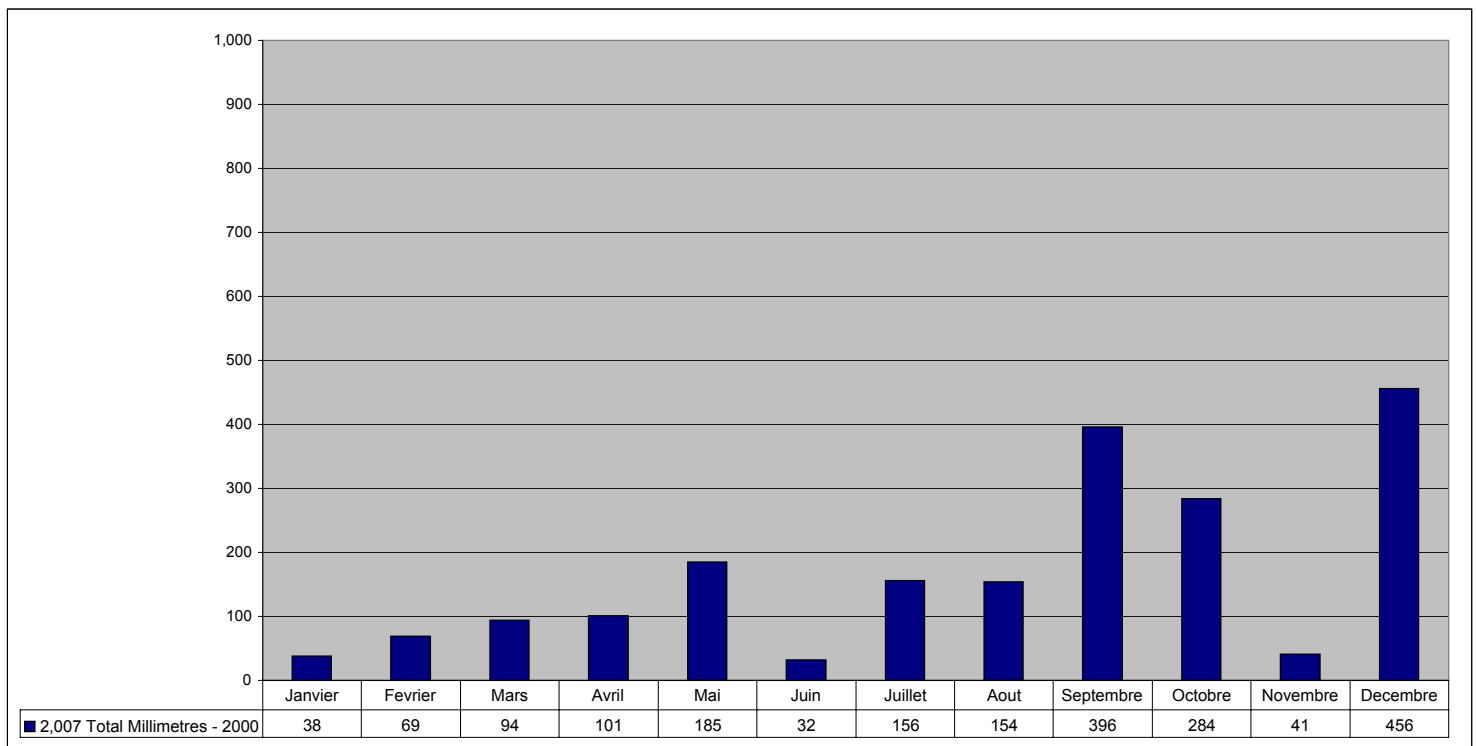
| Jour | Janvier | Fevrier | Mars | Avril | Mai | Juin | Juillet | Aout | Septembre | Octobre | Novembre | Decembre | Total Année |
|--------------------------|------------|------------|------------|-----------|------------|------------|------------|------------|------------|------------|------------|-----------|--------------|
| 1 | 0.0 | 0.0 | 0.0 | 8.4 | 0.0 | 0.0 | 0.0 | 0.0 | 0.0 | 0.0 | 22.8 | 2.6 | 34.8 |
| 2 | 2.6 | 1.4 | 0.0 | 0.0 | 0.0 | 0.0 | 8.2 | 0.0 | 4.2 | 0.0 | 7.0 | 0.0 | 25.4 |
| 3 | 0.0 | 0.0 | 0.0 | 3.4 | 0.0 | 0.0 | 0.0 | 0.0 | 14.6 | 0.0 | 0.0 | 0.0 | 21.0 |
| 4 | 2.4 | 0.0 | 2.8 | 0.0 | 0.0 | 0.0 | 0.0 | 9.0 | 0.0 | 0.0 | 0.0 | 0.0 | 15.8 |
| 5 | 0.0 | 0.0 | 6.6 | 1.2 | 0.0 | 4.0 | 18.0 | 0.0 | 0.0 | 4.2 | 24.2 | 0.0 | 63.2 |
| 6 | 0.0 | 0.0 | 1.8 | 0.0 | 0.0 | 0.0 | 10.8 | 6.8 | 0.0 | 0.0 | 0.0 | 9.8 | 35.2 |
| 7 | 0.0 | 10.0 | 32.0 | 10.2 | 0.0 | 0.0 | 21.0 | 57.6 | 0.0 | 2.4 | 14.8 | 0.0 | 155.0 |
| 8 | 12.2 | 0.0 | 9.8 | 3.8 | 11.2 | 3.8 | 0.0 | 2.0 | 0.0 | 0.0 | 12.8 | 0.0 | 63.6 |
| 9 | 12.2 | 20.0 | 0.0 | 0.0 | 7.2 | 25.0 | 21.0 | 0.0 | 0.0 | 28.0 | 4.2 | 0.0 | 126.6 |
| 10 | 0.0 | 12.4 | 0.0 | 0.0 | 1.2 | 1.4 | 0.0 | 0.0 | 14.6 | 2.0 | 92.8 | 0.0 | 134.4 |
| 11 | 12.2 | 0.0 | 0.0 | 0.0 | 17.6 | 35.4 | 19.8 | 0.0 | 6.6 | 5.0 | 37.8 | 0.0 | 107.6 |
| 12 | 0.0 | 16.2 | 0.0 | 0.0 | 79.0 | 43.8 | 0.0 | 0.0 | 47.2 | 1.2 | 0.0 | 0.0 | 199.4 |
| 13 | 8.2 | 43.2 | 0.0 | 0.0 | 45.0 | 118.0 | 0.0 | 0.0 | 20.2 | 33.0 | 0.0 | 0.0 | 280.6 |
| 14 | 0.0 | 63.4 | 17.6 | 0.0 | 0.8 | 2.2 | 2.8 | 0.0 | 0.0 | 11.2 | 3.0 | 0.0 | 115.0 |
| 15 | 1.5 | 0.0 | 7.8 | 0.0 | 0.0 | 8.2 | 7.8 | 1.2 | 0.0 | 0.0 | 0.0 | 0.0 | 41.5 |
| 16 | 0.0 | 0.0 | 4.6 | 0.0 | 0.0 | 1.8 | 3.0 | 69.2 | 46.0 | 0.0 | 0.0 | 0.0 | 140.6 |
| 17 | 33.0 | 9.2 | 1.6 | 0.0 | 1.2 | 3.0 | 0.0 | 20.6 | 27.8 | 0.0 | 1.0 | 0.0 | 114.4 |
| 18 | 0.0 | 1.4 | 8.6 | 4.4 | 0.0 | 0.0 | 0.0 | 18.6 | 50.0 | 0.0 | 0.0 | 0.0 | 82.4 |
| 19 | 7.0 | 0.0 | 4.6 | 6.2 | 0.0 | 0.0 | 0.0 | 0.0 | 10.0 | 3.0 | 0.0 | 0.0 | 49.8 |
| 20 | 0.0 | 50.0 | 0.0 | 3.8 | 0.0 | 0.0 | 12.4 | 0.0 | 24.8 | 0.0 | 0.0 | 1.4 | 112.4 |
| 21 | 11.0 | 49.8 | 0.0 | 5.6 | 0.0 | 0.0 | 0.0 | 0.0 | 0.0 | 0.0 | 0.0 | 0.0 | 87.4 |
| 22 | 0.0 | 33.8 | 0.0 | 0.0 | 0.0 | 0.0 | 0.0 | 0.0 | 0.0 | 0.0 | 0.0 | 0.0 | 55.8 |
| 23 | 1.1 | 0.0 | 0.0 | 0.0 | 45.0 | 0.0 | 0.0 | 0.0 | 33.0 | 0.0 | 0.0 | 0.0 | 102.1 |
| 24 | 0.0 | 14.0 | 0.0 | 0.0 | 0.0 | 23.8 | 0.0 | 0.0 | 17.0 | 30.6 | 0.0 | 0.0 | 85.6 |
| 25 | 0.0 | 0.0 | 1.6 | 0.0 | 0.0 | 16.4 | 14.4 | 0.0 | 35.6 | 11.6 | 20.0 | 0.0 | 108.2 |
| 26 | 0.0 | 46.4 | 0.0 | 0.0 | 0.0 | 0.0 | 0.0 | 0.0 | 30.0 | 30.6 | 0.0 | 0.6 | 133.6 |
| 27 | 3.0 | 0.0 | 2.2 | 0.0 | 11.0 | 4.2 | 0.0 | 0.0 | 0.0 | 10.0 | 0.0 | 0.0 | 57.4 |
| 28 | 0.0 | 22.2 | 6.4 | 7.2 | 0.0 | 0.0 | 0.0 | 33.6 | 0.0 | 62.2 | 0.0 | 0.0 | 159.6 |
| 29 | 0.0 | 0.0 | 30.8 | 0.0 | 3.6 | 7.8 | 0.0 | 59.0 | 0.0 | 0.0 | 0.0 | 0.0 | 130.2 |
| 30 | 0.0 | 0.0 | 0.0 | 0.0 | 0.0 | 0.0 | 0.0 | 0.0 | 35.2 | 0.0 | 0.0 | 0.0 | 65.2 |
| 31 | 0.0 | 0.0 | 0.0 | 0.0 | 0.0 | 0.0 | 0.0 | 15.0 | 0.0 | 4.9 | 0.0 | 0.0 | 50.9 |
| 2,459 | Janvier | Fevrier | Mars | Avril | Mai | Juin | Juillet | Aout | Septembre | Octobre | Novembre | Decembre | Total Année |
| Total Millimetres | 104 | 393 | 139 | 54 | 223 | 259 | 139 | 274 | 417 | 240 | 203 | 14 | 2,459 |



**Pluviométrie - ORE Camp-Perrin, Cayes, Haïti
- 2000 -**

(en millimètres)

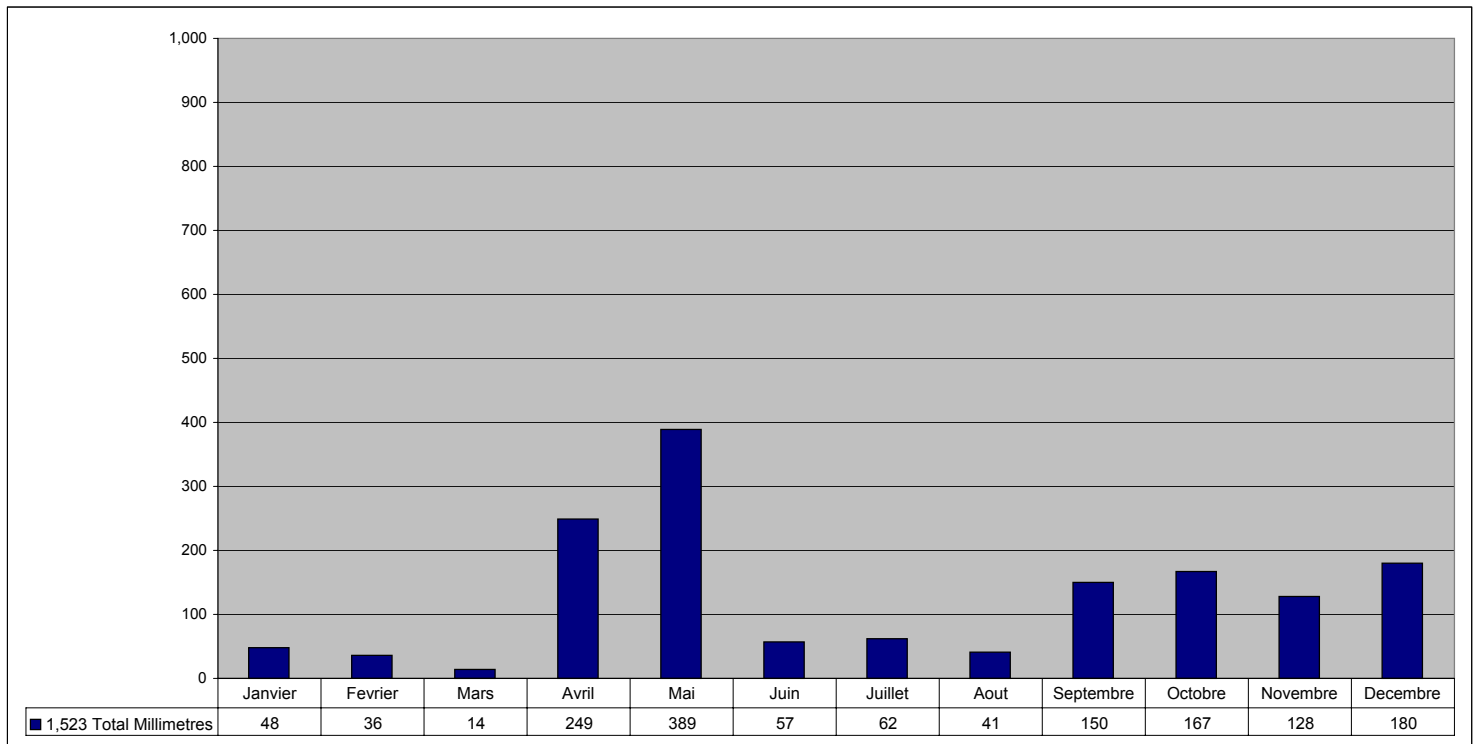
| Jour | Janvier | Fevrier | Mars | Avril | Mai | Juin | Juillet | Aout | Septembre | Octobre | Novembre | Decembre | Total Année |
|----------------------------|-----------|-----------|-----------|------------|------------|-----------|------------|------------|------------|------------|-----------|------------|--------------|
| 1 | 0.0 | 0.0 | 16.4 | 0.0 | 34.6 | 0.0 | 9.8 | 14.6 | 0.0 | 88.6 | 2.4 | 101.2 | 268.6 |
| 2 | 0.0 | 0.0 | 0.0 | 0.0 | 0.0 | 0.0 | 2.4 | 10.2 | 17.4 | 0.0 | 0.0 | 72.4 | 104.4 |
| 3 | 0.0 | 0.0 | 0.0 | 0.0 | 1.8 | 6.6 | 22.0 | 0.0 | 2.0 | 15.4 | 0.0 | 234.2 | 285.0 |
| 4 | 0.0 | 0.0 | 0.0 | 0.0 | 7.2 | 0.8 | 1.6 | 26.2 | 3.2 | 1.2 | 0.0 | 1.4 | 45.6 |
| 5 | 0.0 | 2.4 | 0.0 | 0.0 | 0.0 | 0.0 | 0.0 | 15.2 | 0.0 | 12.6 | 0.0 | 0.0 | 35.2 |
| 6 | 0.0 | 1.0 | 0.0 | 0.0 | 69.8 | 0.0 | 0.0 | 0.0 | 0.0 | 0.0 | 0.0 | 0.0 | 76.8 |
| 7 | 0.0 | 5.4 | 0.0 | 0.0 | 13.2 | 0.0 | 0.0 | 0.0 | 0.0 | 0.0 | 0.0 | 0.0 | 25.6 |
| 8 | 0.0 | 1.2 | 0.0 | 0.0 | 9.4 | 0.0 | 0.0 | 0.0 | 3.0 | 46.4 | 0.0 | 0.0 | 68.0 |
| 9 | 0.0 | 1.0 | 0.6 | 18.6 | 6.4 | 0.0 | 5.0 | 0.0 | 3.4 | 1.4 | 0.0 | 0.0 | 45.4 |
| 10 | 0.0 | 3.0 | 1.2 | 9.6 | 9.0 | 0.0 | 0.0 | 0.0 | 41.0 | 0.0 | 0.0 | 0.0 | 73.8 |
| 11 | 0.0 | 0.0 | 0.0 | 27.4 | 0.0 | 1.6 | 0.0 | 0.0 | 5.6 | 0.0 | 0.0 | 0.0 | 45.6 |
| 12 | 0.0 | 0.0 | 0.0 | 9.0 | 0.0 | 0.0 | 0.0 | 0.0 | 36.4 | 0.0 | 0.0 | 0.0 | 57.4 |
| 13 | 0.0 | 0.0 | 16.4 | 1.2 | 0.0 | 0.0 | 2.4 | 0.0 | 8.6 | 0.8 | 4.4 | 0.0 | 46.8 |
| 14 | 0.0 | 0.0 | 13.0 | 0.0 | 1.2 | 3.2 | 0.0 | 0.0 | 0.0 | 0.0 | 0.0 | 0.0 | 31.4 |
| 15 | 0.0 | 0.0 | 3.4 | 0.0 | 0.0 | 4.4 | 0.0 | 6.2 | 0.0 | 0.0 | 0.0 | 0.0 | 29.0 |
| 16 | 0.0 | 0.0 | 0.0 | 0.0 | 0.0 | 4.6 | 2.4 | 0.0 | 0.0 | 0.0 | 0.0 | 0.0 | 23.0 |
| 17 | 0.0 | 0.0 | 0.0 | 3.0 | 0.2 | 0.0 | 92.4 | 0.0 | 0.0 | 0.0 | 0.0 | 0.0 | 112.6 |
| 18 | 0.0 | 0.0 | 0.0 | 0.0 | 13.8 | 0.0 | 0.0 | 0.0 | 52.8 | 0.0 | 0.0 | 0.0 | 84.6 |
| 19 | 0.0 | 16.4 | 0.0 | 2.0 | 0.6 | 0.0 | 0.0 | 0.0 | 0.0 | 0.0 | 0.0 | 0.0 | 38.0 |
| 20 | 0.0 | 3.0 | 0.6 | 23.6 | 3.8 | 0.0 | 0.0 | 0.0 | 0.0 | 0.0 | 19.2 | 0.0 | 70.2 |
| 21 | 0.0 | 25.0 | 2.0 | 1.4 | 0.0 | 8.6 | 0.0 | 0.0 | 0.0 | 0.0 | 1.4 | 0.0 | 59.4 |
| 22 | 0.0 | 0.0 | 0.0 | 2.6 | 1.4 | 1.2 | 0.0 | 44.4 | 23.6 | 4.2 | 0.0 | 0.0 | 99.4 |
| 23 | 0.0 | 0.0 | 0.0 | 0.0 | 0.0 | 0.0 | 0.0 | 21.0 | 20.2 | 7.0 | 0.0 | 0.0 | 71.2 |
| 24 | 2.8 | 9.0 | 0.0 | 0.0 | 0.0 | 0.0 | 0.0 | 0.0 | 5.4 | 48.4 | 0.0 | 1.4 | 91.0 |
| 25 | 23.2 | 0.0 | 0.0 | 0.0 | 0.0 | 0.6 | 0.0 | 0.0 | 64.6 | 0.0 | 0.0 | 0.6 | 114.0 |
| 26 | 1.2 | 0.0 | 38.6 | 0.0 | 0.0 | 0.0 | 0.0 | 0.0 | 24.8 | 0.0 | 0.0 | 3.4 | 94.0 |
| 27 | 5.0 | 2.0 | 0.0 | 0.0 | 0.0 | 0.0 | 0.0 | 1.8 | 20.0 | 0.0 | 0.0 | 0.0 | 55.8 |
| 28 | 4.8 | 0.0 | 0.0 | 3.0 | 0.0 | 0.0 | 0.0 | 0.0 | 18.6 | 0.0 | 0.0 | 41.0 | 95.4 |
| 29 | 0.0 | 0.0 | 0.6 | 0.0 | 0.0 | 0.0 | 7.8 | 0.0 | 19.2 | 34.4 | 13.8 | 0.6 | 105.4 |
| 30 | 1.0 | 0.0 | 0.8 | 0.0 | 3.2 | 0.0 | 10.6 | 0.0 | 25.8 | 0.0 | 0.0 | 0.0 | 71.4 |
| 31 | 0.0 | 0.0 | 0.0 | 0.0 | 9.6 | 0.0 | 0.0 | 14.8 | 0.0 | 24.0 | 0.0 | 0.0 | 79.4 |
| 2,007 | Janvier | Fevrier | Mars | Avril | Mai | Juin | Juillet | Aout | Septembre | Octobre | Novembre | Decembre | Total Année |
| Total Millimetres - | 38 | 69 | 94 | 101 | 185 | 32 | 156 | 154 | 396 | 284 | 41 | 456 | 2,007 |



Pluviométrie - ORE Camp-Perrin, Cayes, Haïti
- 2001 -

(en millimètres)

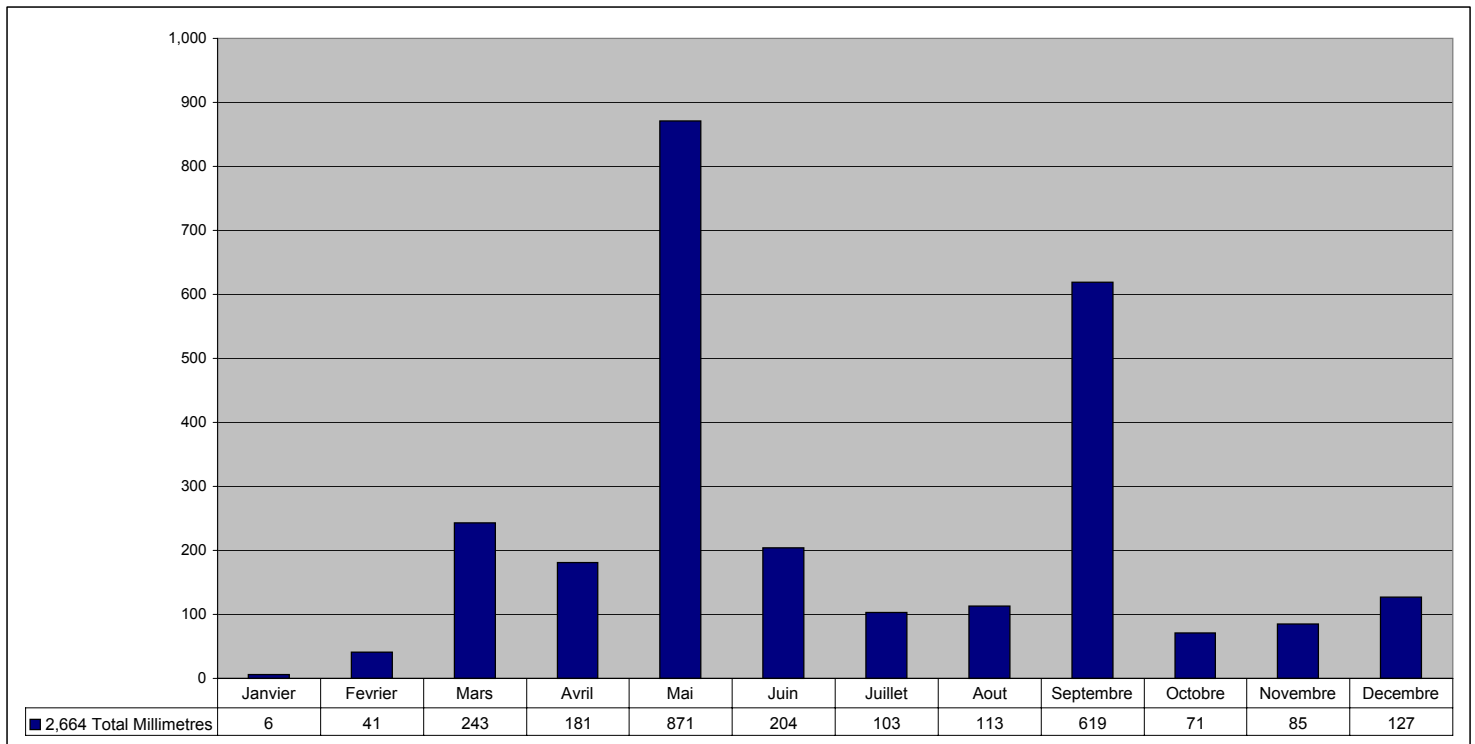
| Jour | Janvier | Fevrier | Mars | Avril | Mai | Juin | Juillet | Aout | Septembre | Octobre | Novembre | Decembre | Total Année |
|--------------------------|----------------|----------------|-------------|--------------|------------|-------------|----------------|-------------|------------------|----------------|-----------------|-----------------|--------------------|
| 1 | 0.0 | 0.0 | 0.0 | 1.4 | 3.4 | 0.0 | 13.4 | 0.0 | 6.8 | 15.8 | 41.4 | 0.0 | 83.2 |
| 2 | 0.0 | 0.0 | 0.0 | 1.2 | 1.4 | 0.0 | 0.0 | 0.0 | 0.0 | 2.2 | 0.0 | 0.0 | 6.8 |
| 3 | 0.0 | 0.0 | 0.0 | 43.0 | 0.0 | 0.0 | 0.0 | 0.0 | 0.0 | 4.0 | 4.6 | 0.0 | 54.6 |
| 4 | 0.0 | 0.0 | 0.0 | 2.0 | 52.2 | 0.0 | 0.0 | 0.0 | 0.0 | 0.0 | 14.8 | 0.0 | 73.0 |
| 5 | 0.0 | 0.0 | 0.0 | 71.0 | 0.0 | 0.0 | 0.0 | 7.2 | 0.0 | 0.0 | 7.6 | 0.0 | 90.8 |
| 6 | 0.0 | 0.0 | 0.0 | 0.0 | 0.0 | 0.0 | 0.0 | 0.0 | 0.0 | 0.0 | 54.4 | 0.0 | 60.4 |
| 7 | 5.4 | 0.0 | 0.0 | 4.2 | 0.0 | 0.0 | 0.0 | 0.0 | 0.0 | 0.0 | 0.0 | 0.0 | 16.6 |
| 8 | 1.2 | 1.0 | 0.0 | 11.4 | 0.0 | 0.0 | 0.0 | 0.0 | 0.0 | 0.0 | 0.0 | 9.2 | 30.8 |
| 9 | 0.0 | 0.0 | 0.0 | 18.4 | 0.0 | 0.0 | 0.0 | 0.0 | 0.0 | 6.0 | 0.0 | 0.0 | 33.4 |
| 10 | 5.2 | 0.0 | 0.0 | 11.0 | 45.4 | 0.0 | 3.8 | 0.0 | 0.0 | 0.0 | 0.0 | 0.0 | 75.4 |
| 11 | 3.4 | 0.0 | 0.0 | 2.6 | 10.6 | 0.0 | 0.0 | 0.0 | 1.2 | 2.2 | 0.0 | 0.0 | 31.0 |
| 12 | 0.0 | 0.0 | 1.4 | 0.0 | 0.0 | 4.8 | 4.4 | 0.0 | 0.0 | 0.0 | 1.4 | 0.0 | 24.0 |
| 13 | 0.0 | 0.0 | 0.0 | 0.0 | 2.0 | 0.0 | 0.0 | 0.0 | 2.4 | 0.0 | 0.0 | 0.0 | 17.4 |
| 14 | 0.0 | 2.6 | 0.0 | 0.8 | 0.0 | 5.8 | 0.0 | 0.0 | 19.0 | 0.0 | 0.0 | 0.0 | 42.2 |
| 15 | 0.0 | 1.4 | 0.0 | 0.0 | 8.0 | 0.0 | 1.6 | 0.0 | 3.8 | 0.0 | 0.0 | 0.0 | 29.8 |
| 16 | 11.0 | 0.0 | 0.0 | 0.0 | 97.0 | 0.0 | 0.0 | 0.0 | 0.0 | 0.0 | 0.0 | 0.0 | 124.0 |
| 17 | 8.6 | 18.2 | 0.0 | 0.0 | 0.0 | 0.0 | 0.0 | 0.0 | 0.0 | 4.0 | 0.0 | 9.4 | 57.2 |
| 18 | 2.0 | 0.0 | 4.2 | 0.0 | 2.0 | 0.0 | 18.6 | 4.4 | 9.2 | 17.0 | 0.0 | 0.0 | 75.4 |
| 19 | 0.0 | 0.0 | 2.8 | 0.0 | 9.8 | 0.0 | 0.0 | 0.0 | 0.0 | 8.0 | 0.0 | 50.2 | 89.8 |
| 20 | 8.8 | 0.0 | 0.0 | 0.0 | 138.6 | 0.0 | 0.0 | 0.0 | 0.0 | 10.0 | 0.0 | 26.2 | 203.6 |
| 21 | 0.0 | 1.8 | 0.0 | 0.0 | 1.6 | 0.0 | 0.0 | 0.0 | 0.0 | 5.0 | 0.0 | 8.4 | 37.8 |
| 22 | 2.4 | 1.2 | 0.0 | 7.0 | 3.8 | 14.2 | 0.0 | 0.0 | 0.0 | 0.4 | 4.0 | 0.0 | 55.0 |
| 23 | 0.0 | 0.0 | 0.0 | 60.4 | 0.0 | 0.0 | 0.0 | 0.0 | 2.8 | 0.0 | 0.0 | 0.0 | 86.2 |
| 24 | 0.0 | 0.0 | 0.0 | 1.0 | 0.0 | 0.0 | 0.0 | 3.0 | 0.0 | 0.0 | 0.0 | 20.7 | 48.7 |
| 25 | 0.4 | 1.4 | 4.8 | 0.0 | 0.0 | 3.6 | 3.6 | 0.0 | 0.0 | 0.0 | 0.0 | 0.8 | 39.6 |
| 26 | 0.0 | 7.6 | 0.0 | 0.0 | 0.0 | 28.8 | 0.0 | 23.6 | 0.0 | 0.0 | 0.0 | 4.2 | 90.2 |
| 27 | 0.0 | 0.4 | 1.0 | 0.0 | 8.6 | 0.0 | 0.0 | 0.0 | 2.0 | 0.0 | 0.0 | 50.4 | 89.4 |
| 28 | 0.0 | 0.0 | 0.0 | 0.6 | 4.4 | 0.0 | 0.0 | 3.2 | 0.0 | 0.0 | 0.0 | 0.0 | 36.2 |
| 29 | 0.0 | 0.0 | 0.0 | 9.6 | 0.4 | 0.0 | 16.6 | 0.0 | 33.6 | 1.4 | 0.0 | 0.6 | 91.2 |
| 30 | 0.0 | 0.0 | 0.0 | 3.6 | 0.0 | 0.0 | 0.0 | 0.0 | 69.4 | 14.0 | 0.0 | 0.0 | 117.0 |
| 31 | 0.0 | 0.0 | 0.0 | 0.0 | 0.0 | 0.0 | 0.0 | 0.0 | 0.0 | 77.0 | 0.0 | 0.0 | 108.0 |
| 1,523 | Janvier | Fevrier | Mars | Avril | Mai | Juin | Juillet | Aout | Septembre | Octobre | Novembre | Decembre | Total Année |
| Total Millimetres | 48 | 36 | 14 | 249 | 389 | 57 | 62 | 41 | 150 | 167 | 128 | 180 | 1,523 |



**Pluviométrie - ORE Camp-Perrin, Cayes, Haïti
- 2002 -**

(en millimètres)

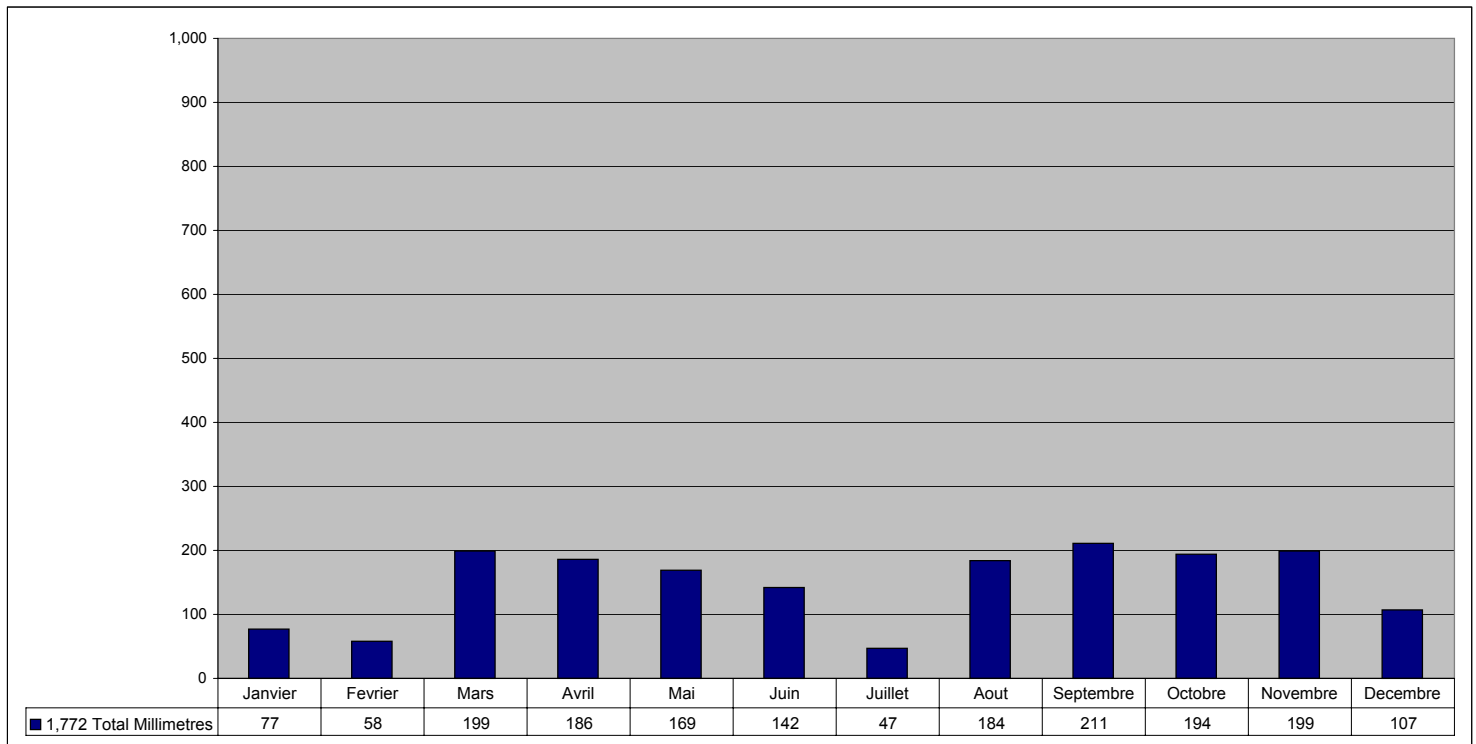
| Jour | Janvier | Fevrier | Mars | Avril | Mai | Juin | Juillet | Aout | Septembre | Octobre | Novembre | Decembre | Total Année |
|--------------------------|----------------|----------------|-------------|--------------|------------|-------------|----------------|-------------|------------------|----------------|-----------------|-----------------|--------------------|
| 1 | 0.0 | 0.0 | 0.0 | 0.0 | 0.0 | 6.8 | 0.0 | 7.6 | 0.0 | 0.0 | 3.2 | 0.0 | 18.6 |
| 2 | 0.0 | 0.0 | 2.0 | 0.0 | 0.0 | 2.8 | 0.0 | 0.0 | 5.4 | 0.0 | 0.0 | 0.0 | 12.2 |
| 3 | 0.0 | 22.2 | 0.0 | 1.0 | 6.2 | 0.0 | 0.0 | 0.0 | 0.0 | 0.0 | 0.8 | 0.0 | 33.2 |
| 4 | 0.0 | 0.0 | 0.0 | 0.0 | 12.8 | 9.2 | 0.0 | 31.0 | 0.0 | 0.0 | 0.0 | 0.0 | 57.0 |
| 5 | 0.0 | 0.0 | 0.0 | 0.0 | 0.0 | 24.6 | 4.2 | 0.0 | 0.0 | 0.0 | 0.0 | 6.8 | 40.6 |
| 6 | 0.0 | 0.0 | 2.2 | 7.4 | 0.0 | 75.0 | 8.2 | 0.8 | 0.0 | 0.0 | 0.0 | 0.0 | 99.6 |
| 7 | 0.0 | 0.0 | 0.0 | 0.0 | 0.0 | 45.8 | 0.0 | 0.4 | 0.0 | 17.0 | 0.4 | 0.0 | 70.6 |
| 8 | 0.0 | 0.0 | 0.0 | 0.0 | 6.8 | 17.2 | 0.0 | 0.0 | 0.0 | 0.0 | 3.8 | 0.0 | 35.8 |
| 9 | 0.0 | 0.0 | 3.8 | 0.0 | 2.8 | 1.8 | 0.0 | 0.0 | 3.2 | 0.0 | 0.0 | 7.8 | 28.4 |
| 10 | 0.0 | 0.0 | 0.0 | 0.0 | 34.4 | 0.0 | 2.6 | 0.0 | 6.8 | 1.0 | 0.0 | 0.0 | 54.8 |
| 11 | 0.0 | 0.0 | 65.8 | 0.0 | 0.6 | 0.0 | 0.4 | 4.0 | 0.0 | 0.0 | 0.0 | 0.0 | 81.8 |
| 12 | 1.6 | 0.0 | 1.8 | 0.0 | 3.2 | 0.0 | 0.0 | 0.0 | 8.0 | 0.0 | 0.0 | 0.0 | 26.6 |
| 13 | 0.0 | 0.0 | 0.0 | 1.2 | 0.6 | 0.0 | 0.6 | 1.0 | 0.0 | 0.0 | 3.4 | 3.6 | 23.4 |
| 14 | 1.2 | 0.0 | 0.0 | 0.0 | 0.0 | 0.0 | 0.0 | 0.0 | 0.0 | 9.0 | 0.0 | 0.0 | 24.2 |
| 15 | 0.0 | 7.0 | 5.4 | 1.2 | 0.0 | 0.0 | 0.0 | 0.0 | 7.8 | 9.4 | 0.0 | 0.0 | 45.8 |
| 16 | 0.0 | 0.0 | 0.0 | 6.2 | 17.4 | 0.0 | 0.0 | 0.0 | 36.2 | 26.6 | 1.8 | 0.0 | 104.2 |
| 17 | 0.0 | 2.6 | 13.8 | 76.0 | 0.0 | 6.6 | 2.4 | 3.6 | 13.0 | 2.8 | 5.2 | 0.0 | 143.0 |
| 18 | 0.0 | 0.0 | 1.2 | 2.4 | 10.4 | 2.2 | 0.0 | 35.6 | 19.0 | 0.4 | 34.4 | 0.0 | 123.6 |
| 19 | 3.2 | 0.0 | 0.0 | 0.0 | 1.0 | 10.0 | 0.6 | 0.0 | 1.4 | 0.0 | 0.0 | 1.6 | 36.8 |
| 20 | 0.0 | 0.0 | 0.0 | 26.2 | 1.2 | 2.2 | 0.0 | 0.0 | 6.2 | 0.0 | 0.0 | 38.4 | 94.2 |
| 21 | 0.0 | 0.0 | 3.4 | 0.4 | 9.2 | 0.0 | 12.0 | 2.2 | 35.4 | 0.0 | 7.0 | 39.4 | 130.0 |
| 22 | 0.0 | 5.4 | 0.0 | 0.0 | 3.2 | 0.0 | 46.2 | 3.0 | 49.2 | 0.0 | 14.4 | 0.0 | 143.4 |
| 23 | 0.0 | 1.4 | 1.2 | 0.0 | 25.6 | 0.0 | 0.0 | 0.0 | 0.0 | 4.2 | 0.4 | 1.4 | 57.2 |
| 24 | 0.0 | 1.4 | 1.4 | 0.4 | 411.8 | 0.0 | 0.0 | 0.0 | 9.6 | 0.0 | 0.0 | 9.6 | 458.2 |
| 25 | 0.0 | 0.0 | 0.0 | 13.0 | 2.6 | 0.0 | 0.0 | 0.0 | 0.0 | 0.0 | 4.6 | 1.4 | 46.6 |
| 26 | 0.0 | 0.0 | 0.4 | 11.6 | 7.6 | 0.0 | 0.0 | 10.6 | 4.0 | 0.0 | 0.0 | 0.0 | 60.2 |
| 27 | 0.0 | 1.4 | 28.2 | 25.4 | 27.0 | 0.0 | 0.0 | 9.2 | 165.6 | 0.4 | 3.8 | 10.8 | 298.8 |
| 28 | 0.0 | 0.0 | 49.8 | 8.2 | 1.0 | 0.0 | 0.0 | 3.6 | 156.0 | 0.0 | 1.0 | 5.0 | 252.6 |
| 29 | 0.0 | 0.0 | 54.4 | 0.6 | 104.4 | 0.0 | 0.0 | 0.0 | 88.0 | 0.0 | 1.2 | 0.0 | 277.6 |
| 30 | 0.0 | 0.0 | 0.0 | 0.0 | 56.2 | 0.0 | 0.0 | 0.0 | 4.0 | 0.0 | 0.0 | 1.0 | 91.2 |
| 31 | 0.0 | 0.0 | 8.2 | 0.0 | 125.2 | 0.0 | 25.8 | 0.0 | 0.0 | 0.0 | 0.0 | 0.0 | 190.2 |
| 2,664 | Janvier | Fevrier | Mars | Avril | Mai | Juin | Juillet | Aout | Septembre | Octobre | Novembre | Decembre | Total Année |
| Total Millimetres | 6 | 41 | 243 | 181 | 871 | 204 | 103 | 113 | 619 | 71 | 85 | 127 | 2,664 |



**Pluviométrie - ORE Camp-Perrin, Cayes, Haïti
- 2003 -**

(en millimètres)

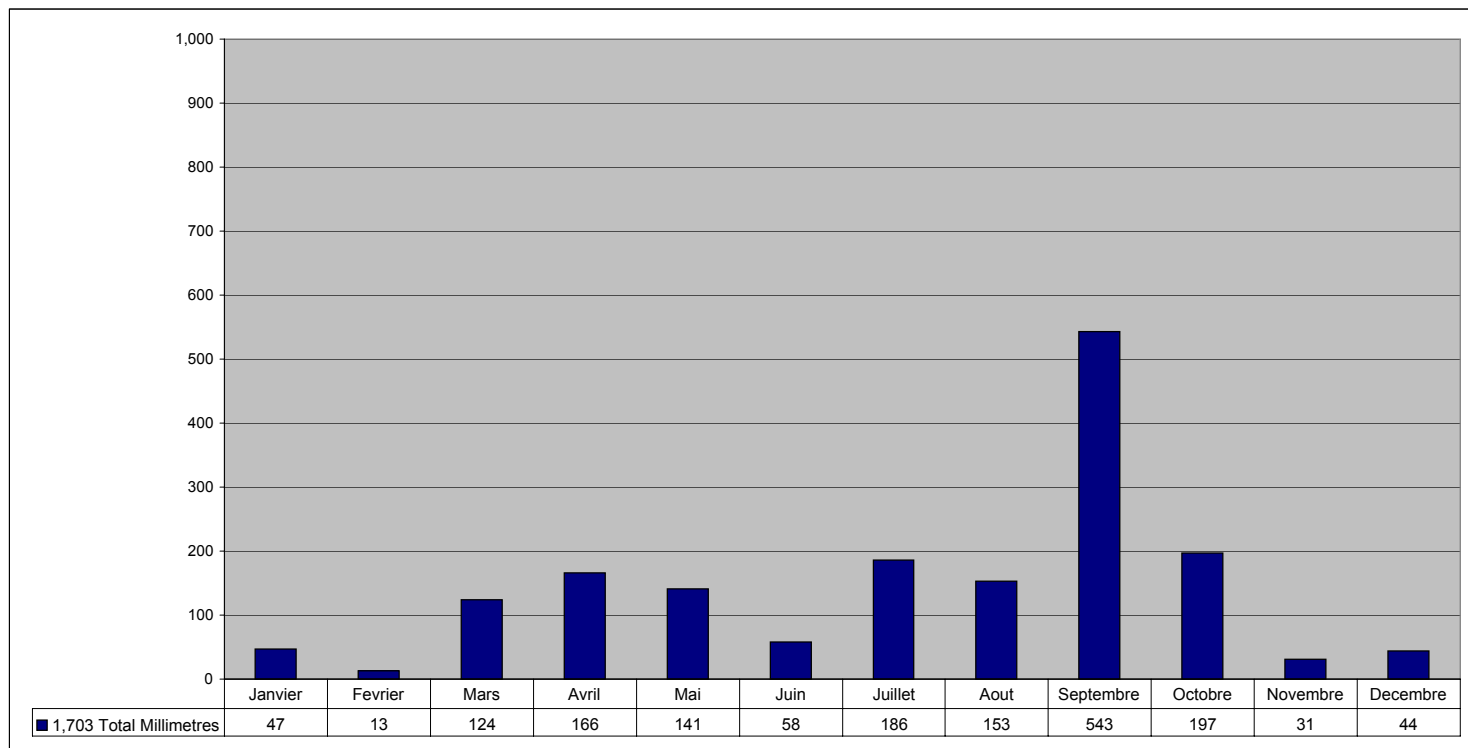
| Jour | Janvier | Fevrier | Mars | Avril | Mai | Juin | Juillet | Aout | Septembre | Octobre | Novembre | Decembre | Total Année |
|-------------------|---------|---------|------|-------|------|------|---------|------|-----------|---------|----------|----------|-------------|
| 1 | 4.8 | 0.0 | 0.0 | 0.0 | 0.0 | 0.0 | 7.4 | 34.6 | 0.0 | 0.0 | 14.4 | 0.0 | 62.2 |
| 2 | 0.0 | 0.0 | 0.0 | 0.0 | 0.0 | 7.6 | 0.0 | 2.0 | 0.0 | 0.0 | 46.2 | 14.0 | 71.8 |
| 3 | 3.0 | 0.0 | 0.0 | 0.0 | 0.0 | 0.0 | 0.0 | 0.0 | 65.0 | 0.0 | 18.0 | 0.0 | 89.0 |
| 4 | 0.0 | 15.0 | 0.0 | 26.0 | 0.0 | 31.6 | 2.4 | 4.0 | 1.2 | 0.0 | 4.0 | 6.4 | 94.6 |
| 5 | 0.0 | 0.0 | 0.0 | 3.6 | 6.6 | 1.8 | 1.2 | 0.0 | 0.0 | 5.0 | 2.2 | 0.0 | 25.4 |
| 6 | 0.0 | 0.0 | 0.0 | 0.0 | 53.8 | 25.0 | 0.0 | 1.0 | 0.0 | 0.0 | 0.0 | 0.0 | 85.8 |
| 7 | 11.4 | 0.0 | 0.0 | 0.0 | 3.6 | 2.2 | 0.0 | 0.0 | 11.8 | 0.0 | 31.6 | 0.0 | 67.6 |
| 8 | 0.0 | 9.4 | 0.0 | 1.2 | 6.0 | 0.4 | 20.4 | 12.2 | 1.8 | 0.0 | 0.0 | 0.0 | 59.4 |
| 9 | 4.8 | 0.0 | 0.0 | 10.8 | 0.6 | 47.6 | 0.0 | 0.0 | 5.0 | 0.0 | 23.4 | 0.0 | 101.2 |
| 10 | 0.0 | 1.6 | 0.0 | 9.6 | 1.4 | 0.0 | 0.0 | 0.0 | 0.0 | 10.2 | 0.0 | 0.0 | 32.8 |
| 11 | 0.0 | 2.4 | 0.0 | 0.8 | 6.2 | 0.0 | 0.0 | 0.0 | 0.0 | 0.0 | 0.0 | 0.0 | 20.4 |
| 12 | 0.0 | 0.0 | 0.0 | 10.4 | 0.0 | 2.6 | 0.0 | 3.8 | 6.8 | 81.6 | 0.0 | 0.0 | 117.2 |
| 13 | 0.0 | 0.0 | 2.6 | 0.4 | 0.0 | 0.0 | 2.0 | 0.0 | 2.0 | 0.0 | 22.0 | 0.0 | 42.0 |
| 14 | 0.0 | 0.0 | 2.2 | 11.6 | 0.0 | 0.0 | 0.0 | 15.2 | 7.2 | 21.0 | 0.0 | 0.0 | 71.2 |
| 15 | 0.0 | 0.0 | 0.0 | 37.8 | 0.0 | 15.8 | 0.0 | 0.0 | 12.8 | 0.0 | 0.0 | 0.0 | 81.4 |
| 16 | 0.0 | 0.0 | 17.2 | 18.6 | 0.0 | 0.0 | 0.0 | 32.0 | 16.4 | 0.4 | 0.0 | 0.0 | 100.6 |
| 17 | 0.0 | 0.0 | 84.0 | 7.8 | 0.0 | 0.0 | 7.6 | 0.0 | 14.8 | 3.4 | 0.0 | 0.0 | 134.6 |
| 18 | 0.0 | 0.0 | 77.1 | 1.8 | 0.0 | 0.8 | 0.0 | 0.0 | 6.8 | 0.0 | 8.0 | 0.0 | 112.5 |
| 19 | 0.0 | 2.0 | 3.4 | 0.0 | 71.6 | 6.2 | 0.0 | 0.0 | 0.0 | 1.6 | 0.0 | 8.4 | 112.2 |
| 20 | 0.0 | 0.0 | 0.0 | 0.0 | 4.0 | 0.0 | 0.0 | 0.0 | 3.6 | 0.0 | 25.0 | 64.0 | 116.6 |
| 21 | 6.6 | 3.0 | 0.0 | 0.0 | 8.8 | 0.0 | 0.0 | 0.0 | 56.0 | 21.2 | 0.0 | 14.0 | 130.6 |
| 22 | 10.6 | 19.4 | 0.0 | 30.0 | 5.2 | 0.0 | 4.2 | 0.0 | 0.0 | 14.4 | 0.0 | 0.0 | 105.8 |
| 23 | 0.0 | 0.0 | 0.0 | 6.8 | 1.0 | 0.0 | 0.0 | 51.6 | 0.0 | 7.0 | 0.0 | 0.0 | 89.4 |
| 24 | 0.0 | 0.0 | 0.0 | 0.0 | 0.0 | 0.0 | 1.4 | 0.0 | 0.0 | 3.0 | 0.0 | 0.0 | 28.4 |
| 25 | 0.0 | 0.0 | 9.6 | 0.0 | 0.0 | 0.0 | 0.0 | 0.0 | 0.0 | 0.0 | 4.6 | 0.0 | 39.2 |
| 26 | 9.0 | 0.0 | 0.0 | 8.6 | 0.0 | 0.0 | 0.0 | 16.2 | 0.0 | 0.0 | 0.0 | 0.0 | 59.8 |
| 27 | 19.0 | 5.6 | 0.0 | 0.0 | 0.0 | 0.0 | 0.0 | 2.2 | 0.0 | 5.0 | 0.0 | 0.0 | 58.8 |
| 28 | 7.4 | 0.0 | 3.0 | 0.0 | 0.0 | 0.0 | 0.0 | 0.0 | 0.0 | 2.0 | 0.0 | 0.0 | 40.4 |
| 29 | 0.0 | 0.0 | 0.0 | 0.0 | 0.0 | 0.0 | 0.0 | 5.6 | 0.0 | 9.8 | 0.0 | 0.0 | 44.4 |
| 30 | 0.0 | 0.0 | 0.0 | 0.0 | 0.0 | 0.0 | 0.0 | 2.6 | 0.0 | 7.8 | 0.0 | 0.0 | 40.4 |
| 31 | 0.0 | 0.0 | 0.0 | 0.0 | 0.0 | 0.0 | 0.0 | 0.6 | 0.0 | 1.0 | 0.0 | 0.0 | 32.6 |
| 1,772 | Janvier | Fevrier | Mars | Avril | Mai | Juin | Juillet | Aout | Septembre | Octobre | Novembre | Decembre | Total Année |
| Total Millimetres | 77 | 58 | 199 | 186 | 169 | 142 | 47 | 184 | 211 | 194 | 199 | 107 | 1,772 |



Pluviométrie - ORE Camp-Perrin, Cayes, Haïti
- 2004 -

(en millimetres)

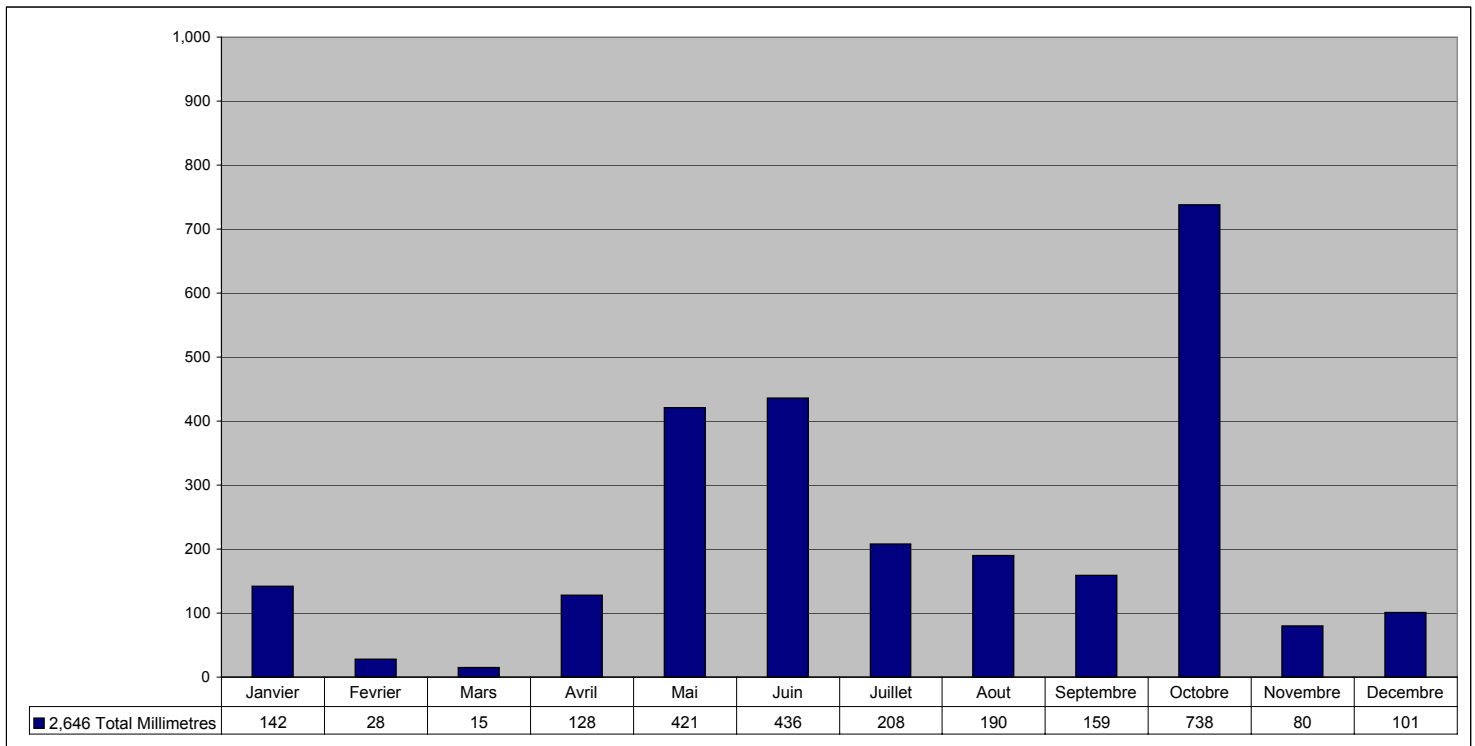
| Jour | Janvier | Fevrier | Mars | Avril | Mai | Juin | Juillet | Aout | Septembre | Octobre | Novembre | Decembre | Total Année |
|--------------------------|-----------|-----------|------------|------------|------------|-----------|------------|------------|------------|------------|-----------|-----------|--------------|
| 1 | 0.0 | 0.0 | 0.0 | 0.0 | 14.6 | 0.0 | 0.0 | 6.2 | 0.0 | 0.0 | 0.0 | 0.0 | 21.8 |
| 2 | 0.0 | 0.0 | 0.0 | 0.0 | 0.0 | 0.0 | 4.8 | 0.0 | 0.0 | 0.0 | 0.0 | 0.0 | 6.8 |
| 3 | 0.0 | 0.0 | 1.2 | 0.0 | 15.2 | 0.0 | 10.6 | 29.8 | 0.0 | 45.0 | 6.2 | 0.0 | 111.0 |
| 4 | 0.0 | 0.0 | 0.0 | 0.0 | 0.0 | 0.0 | 2.2 | 0.0 | 4.6 | 0.0 | 0.0 | 0.0 | 10.8 |
| 5 | 0.0 | 0.0 | 0.0 | 0.0 | 0.0 | 0.0 | 0.0 | 20.0 | 21.6 | 7.6 | 0.0 | 0.0 | 54.2 |
| 6 | 0.0 | 0.0 | 0.0 | 0.0 | 1.8 | 5.0 | 0.0 | 42.0 | 4.0 | 17.2 | 0.0 | 0.0 | 76.0 |
| 7 | 0.0 | 0.0 | 0.0 | 0.0 | 0.0 | 0.0 | 30.0 | 0.0 | 0.0 | 0.0 | 5.2 | 0.0 | 42.2 |
| 8 | 0.0 | 0.0 | 0.0 | 0.0 | 0.0 | 1.4 | 0.0 | 0.0 | 24.6 | 1.2 | 3.6 | 0.0 | 38.8 |
| 9 | 0.0 | 0.0 | 0.0 | 0.0 | 0.0 | 0.0 | 0.0 | 0.0 | 0.0 | 0.0 | 0.0 | 0.0 | 9.0 |
| 10 | 0.0 | 0.0 | 0.0 | 7.2 | 0.0 | 10.8 | 0.0 | 0.0 | 122.6 | 43.2 | 0.0 | 0.0 | 193.8 |
| 11 | 0.0 | 0.0 | 0.0 | 13.6 | 0.0 | 0.4 | 0.0 | 0.0 | 19.0 | 0.0 | 0.0 | 14.8 | 58.8 |
| 12 | 0.0 | 0.0 | 69.2 | 0.0 | 0.0 | 0.0 | 3.0 | 0.0 | 0.0 | 0.0 | 0.0 | 0.0 | 84.2 |
| 13 | 0.0 | 0.0 | 0.0 | 0.6 | 0.0 | 0.0 | 0.0 | 4.8 | 0.0 | 9.0 | 0.0 | 0.0 | 27.4 |
| 14 | 0.0 | 1.4 | 0.0 | 2.6 | 0.0 | 0.0 | 8.6 | 0.0 | 0.0 | 0.0 | 0.0 | 0.0 | 26.6 |
| 15 | 2.2 | 0.0 | 12.2 | 9.8 | 0.0 | 0.0 | 0.0 | 0.0 | 0.0 | 0.0 | 0.0 | 0.0 | 39.2 |
| 16 | 1.0 | 0.0 | 0.0 | 0.0 | 2.6 | 0.0 | 4.2 | 4.6 | 0.0 | 0.0 | 0.0 | 0.0 | 28.4 |
| 17 | 0.0 | 4.0 | 0.0 | 0.0 | 10.0 | 0.0 | 0.0 | 0.0 | 44.0 | 0.0 | 0.0 | 0.0 | 75.0 |
| 18 | 5.0 | 0.0 | 7.4 | 0.0 | 15.4 | 1.4 | 27.6 | 4.6 | 21.0 | 0.0 | 0.0 | 0.0 | 100.4 |
| 19 | 0.0 | 2.0 | 2.2 | 13.4 | 4.6 | 0.0 | 4.6 | 0.0 | 112.0 | 11.4 | 0.0 | 2.8 | 172.0 |
| 20 | 0.0 | 0.0 | 3.2 | 5.6 | 4.4 | 0.0 | 0.0 | 4.0 | 7.0 | 11.0 | 0.0 | 0.0 | 55.2 |
| 21 | 0.0 | 1.4 | 0.0 | 0.0 | 30.8 | 0.0 | 0.0 | 1.6 | 12.0 | 22.6 | 0.0 | 0.0 | 89.4 |
| 22 | 25.6 | 0.0 | 0.0 | 0.0 | 3.8 | 0.0 | 36.6 | 0.0 | 0.0 | 23.2 | 0.0 | 5.0 | 116.2 |
| 23 | 0.0 | 0.0 | 6.2 | 11.6 | 15.6 | 0.0 | 8.2 | 11.2 | 29.0 | 5.2 | 16.0 | 0.0 | 126.0 |
| 24 | 7.6 | 1.0 | 2.2 | 0.0 | 1.4 | 0.0 | 0.0 | 0.0 | 36.0 | 0.0 | 0.0 | 0.0 | 72.2 |
| 25 | 3.6 | 0.0 | 16.2 | 0.0 | 5.2 | 26.2 | 5.0 | 0.0 | 32.6 | 0.0 | 0.0 | 0.0 | 113.8 |
| 26 | 0.0 | 0.0 | 4.2 | 0.0 | 2.4 | 0.0 | 0.0 | 19.0 | 0.0 | 0.0 | 0.0 | 16.4 | 68.0 |
| 27 | 0.0 | 1.0 | 0.0 | 21.2 | 10.6 | 11.2 | 14.6 | 0.0 | 0.0 | 0.0 | 0.0 | 0.0 | 85.6 |
| 28 | 0.0 | 2.0 | 0.0 | 7.2 | 2.4 | 0.0 | 0.0 | 0.0 | 0.0 | 0.0 | 0.0 | 0.0 | 39.6 |
| 29 | 0.0 | 0.0 | 0.0 | 6.2 | 0.0 | 1.8 | 20.0 | 0.0 | 0.0 | 0.0 | 0.0 | 5.2 | 62.2 |
| 30 | 0.0 | 0.0 | 0.0 | 67.2 | 0.0 | 0.0 | 5.8 | 5.0 | 0.0 | 0.0 | 0.0 | 0.0 | 108.0 |
| 31 | 2.2 | 0.0 | 0.0 | 0.0 | 0.0 | 0.0 | 0.0 | 0.0 | 53.0 | 0.0 | 0.0 | 0.0 | 86.2 |
| 1,703 | Janvier | Fevrier | Mars | Avril | Mai | Juin | Juillet | Aout | Septembre | Octobre | Novembre | Decembre | Total Année |
| Total Millimetres | 47 | 13 | 124 | 166 | 141 | 58 | 186 | 153 | 543 | 197 | 31 | 44 | 1,703 |



**Pluviométrie - ORE Camp-Perrin, Cayes, Haïti
- 2005 -**

(en millimetres)

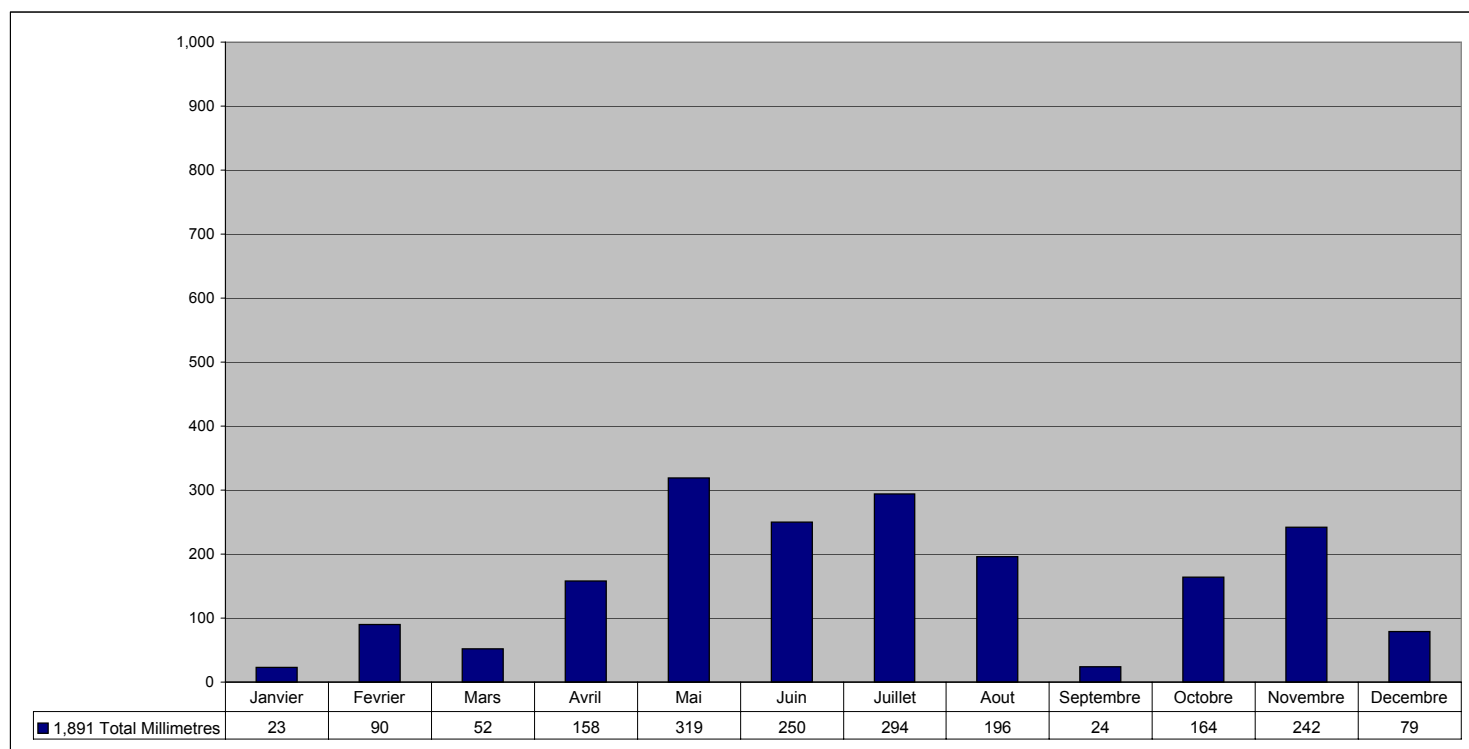
| Jour | Janvier | Fevrier | Mars | Avril | Mai | Juin | Juillet | Aout | Septembre | Octobre | Novembre | Decembre | Total Année |
|--------------------------|----------------|----------------|-------------|--------------|------------|-------------|----------------|-------------|------------------|----------------|-----------------|-----------------|--------------------|
| 1 | 0.0 | 0.0 | 0.0 | 0.0 | 0.0 | 0.0 | 0.0 | 0.0 | 0.0 | 27.4 | 3.4 | 0.0 | 31.8 |
| 2 | 0.0 | 0.0 | 13.8 | 56.0 | 0.0 | 0.0 | 0.0 | 0.0 | 0.0 | 0.0 | 0.0 | 69.6 | 141.4 |
| 3 | 0.0 | 0.0 | 1.0 | 0.0 | 18.6 | 0.0 | 0.0 | 3.0 | 0.0 | 0.0 | 0.0 | 10.6 | 36.2 |
| 4 | 0.0 | 0.0 | 0.0 | 0.0 | 2.0 | 4.8 | 0.0 | 0.0 | 0.0 | 29.4 | 0.0 | 0.0 | 40.2 |
| 5 | 0.0 | 3.0 | 0.0 | 0.0 | 12.6 | 13.4 | 25.4 | 0.0 | 0.0 | 2.4 | 0.0 | 0.0 | 61.8 |
| 6 | 0.0 | 0.0 | 0.0 | 4.2 | 8.8 | 11.0 | 104.4 | 0.0 | 0.0 | 12.8 | 0.0 | 0.0 | 147.2 |
| 7 | 0.0 | 0.0 | 0.0 | 0.0 | 0.0 | 0.0 | 43.6 | 2.0 | 1.2 | 11.2 | 0.0 | 0.0 | 65.0 |
| 8 | 0.0 | 0.0 | 0.0 | 0.0 | 0.0 | 0.0 | 0.0 | 0.0 | 9.4 | 28.6 | 0.0 | 0.0 | 46.0 |
| 9 | 0.0 | 0.0 | 0.0 | 0.0 | 9.4 | 74.4 | 1.2 | 2.4 | 0.0 | 37.6 | 0.6 | 0.0 | 134.6 |
| 10 | 0.0 | 0.0 | 0.0 | 0.0 | 0.0 | 34.8 | 0.0 | 0.0 | 0.0 | 4.6 | 0.0 | 0.0 | 49.4 |
| 11 | 0.0 | 0.0 | 0.0 | 0.0 | 0.0 | 90.8 | 0.0 | 9.0 | 3.2 | 20.6 | 31.6 | 0.0 | 166.2 |
| 12 | 0.0 | 0.0 | 0.0 | 0.0 | 41.0 | 14.0 | 0.0 | 11.0 | 0.0 | 43.0 | 0.0 | 0.0 | 121.0 |
| 13 | 0.0 | 0.0 | 0.0 | 0.0 | 12.0 | 5.6 | 0.0 | 0.0 | 0.0 | 68.8 | 0.0 | 0.0 | 99.4 |
| 14 | 0.0 | 0.0 | 0.0 | 0.6 | 9.6 | 24.6 | 16.4 | 38.8 | 1.6 | 89.4 | 0.0 | 0.0 | 195.0 |
| 15 | 96.0 | 0.0 | 0.0 | 0.0 | 78.6 | 4.2 | 0.0 | 0.0 | 0.0 | 96.4 | 0.0 | 0.0 | 290.2 |
| 16 | 14.0 | 0.0 | 0.0 | 0.0 | 65.0 | 0.0 | 0.0 | 0.0 | 3.4 | 63.0 | 26.0 | 0.0 | 187.4 |
| 17 | 3.6 | 0.0 | 0.0 | 0.0 | 150.0 | 0.0 | 0.0 | 13.2 | 0.0 | 29.6 | 0.0 | 0.0 | 213.4 |
| 18 | 0.6 | 0.0 | 0.0 | 0.0 | 0.0 | 9.6 | 0.0 | 5.0 | 0.0 | 6.2 | 2.6 | 0.0 | 42.0 |
| 19 | 0.0 | 0.0 | 0.0 | 7.6 | 8.2 | 0.0 | 0.0 | 0.0 | 7.0 | 0.0 | 0.0 | 0.0 | 41.8 |
| 20 | 0.0 | 13.8 | 0.0 | 7.8 | 0.0 | 0.0 | 3.8 | 0.0 | 0.0 | 2.6 | 0.0 | 0.0 | 48.0 |
| 21 | 0.0 | 0.0 | 0.0 | 4.0 | 5.0 | 0.0 | 0.0 | 0.0 | 22.8 | 0.0 | 0.0 | 0.0 | 52.8 |
| 22 | 0.0 | 0.0 | 0.0 | 2.0 | 0.0 | 0.0 | 0.0 | 15.6 | 0.0 | 0.0 | 1.4 | 0.0 | 41.0 |
| 23 | 26.6 | 8.8 | 0.0 | 14.2 | 0.0 | 18.4 | 0.6 | 0.0 | 75.0 | 65.0 | 14.0 | 0.0 | 245.6 |
| 24 | 0.0 | 0.0 | 0.0 | 0.0 | 0.0 | 47.4 | 0.0 | 0.0 | 3.0 | 36.0 | 0.0 | 0.0 | 110.4 |
| 25 | 0.0 | 2.8 | 0.0 | 0.0 | 0.0 | 48.8 | 0.0 | 13.0 | 5.0 | 0.0 | 0.0 | 0.0 | 94.6 |
| 26 | 1.0 | 0.0 | 0.0 | 0.0 | 0.0 | 0.0 | 0.0 | 0.0 | 16.4 | 0.0 | 0.0 | 0.0 | 43.4 |
| 27 | 0.0 | 0.0 | 0.0 | 0.0 | 0.0 | 0.0 | 0.0 | 65.0 | 0.0 | 37.0 | 0.0 | 0.0 | 129.0 |
| 28 | 0.0 | 0.0 | 0.0 | 7.2 | 0.0 | 0.0 | 0.0 | 12.0 | 6.6 | 26.6 | 0.0 | 0.0 | 80.4 |
| 29 | 0.0 | 0.0 | 0.0 | 0.0 | 0.0 | 0.0 | 0.0 | 0.0 | 3.4 | 0.0 | 0.0 | 0.0 | 32.4 |
| 30 | 0.0 | 0.0 | 0.0 | 24.6 | 0.0 | 34.4 | 13.0 | 0.0 | 0.6 | 0.0 | 0.0 | 0.0 | 102.6 |
| 31 | 0.0 | 0.0 | 0.0 | 0.0 | 0.0 | 0.0 | 0.0 | 0.0 | 0.0 | 0.0 | 0.0 | 20.6 | 51.6 |
| 2,646 | Janvier | Fevrier | Mars | Avril | Mai | Juin | Juillet | Aout | Septembre | Octobre | Novembre | Decembre | Total Année |
| Total Millimetres | 142 | 28 | 15 | 128 | 421 | 436 | 208 | 190 | 159 | 738 | 80 | 101 | 2,646 |



**Pluviométrie - ORE Camp-Perrin, Cayes, Haïti
- 2006 -**

(en millimetres)

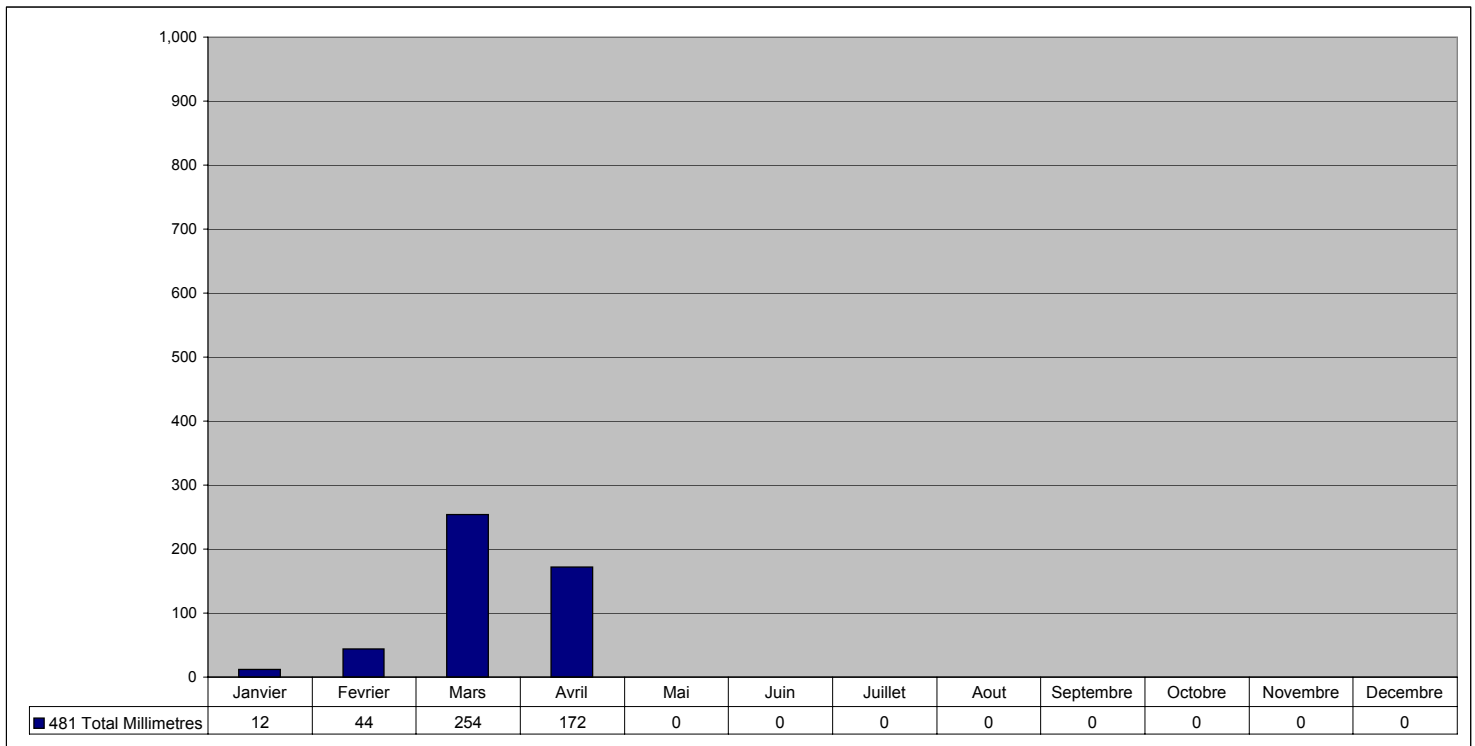
| Jour | Janvier | Fevrier | Mars | Avril | Mai | Juin | Juillet | Aout | Septembre | Octobre | Novembre | Decembre | Total Année |
|--------------------------|----------------|----------------|-------------|--------------|------------|-------------|----------------|-------------|------------------|----------------|-----------------|-----------------|--------------------|
| 1 | - | - | - | - | - | 6.4 | - | - | - | - | - | - | 7.4 |
| 2 | - | - | - | - | - | 4.6 | - | - | - | - | 1.4 | - | 8.0 |
| 3 | 12.0 | - | 1.0 | 14.6 | - | 1.8 | - | - | 4.8 | 9.2 | - | - | 46.4 |
| 4 | - | 4.0 | - | 22.6 | - | 34.4 | 25.4 | - | 4.4 | - | - | 2.8 | 97.6 |
| 5 | - | - | - | 24.4 | - | 13.4 | 2.8 | - | - | - | - | - | 45.6 |
| 6 | 0.8 | - | - | 37.4 | 10.0 | 26.6 | - | 20.4 | 1.0 | 1.8 | 6.6 | - | 110.6 |
| 7 | - | - | - | 3.8 | - | 3.4 | - | - | - | - | - | - | 14.2 |
| 8 | 10.2 | - | - | - | 2.6 | 2.4 | - | - | - | - | 7.8 | - | 31.0 |
| 9 | - | 49.2 | - | 3.6 | - | 7.0 | 6.0 | 2.2 | - | - | - | 31.2 | 108.2 |
| 10 | - | 2.0 | - | - | - | - | - | - | - | 12.4 | - | 37.6 | 62.0 |
| 11 | - | - | - | 3.6 | 18.4 | - | - | - | - | 12.2 | - | - | 45.2 |
| 12 | - | 8.0 | - | 1.4 | - | - | - | - | - | 39.8 | 20.6 | - | 81.8 |
| 13 | - | - | - | - | - | - | - | - | - | - | - | - | 13.0 |
| 14 | - | - | 1.0 | 11.4 | - | 7.4 | - | - | - | - | - | - | 33.8 |
| 15 | - | - | - | 10.2 | - | - | - | - | - | - | - | 1.4 | 26.6 |
| 16 | - | 9.4 | 3.0 | - | - | 6.4 | - | 4.4 | - | - | - | - | 39.2 |
| 17 | - | 12.0 | 2.0 | - | 10.0 | 4.6 | - | 6.8 | - | - | - | - | 52.4 |
| 18 | - | - | - | - | 227.6 | - | - | - | - | - | 36.0 | 5.6 | 287.2 |
| 19 | - | - | - | - | 13.4 | 2.2 | - | - | - | 6.0 | 15.0 | - | 55.6 |
| 20 | - | - | - | - | - | 69.4 | 7.4 | - | - | 9.6 | 68.0 | - | 174.4 |
| 21 | - | - | - | - | 1.6 | 17.2 | 8.6 | - | - | - | 75.0 | - | 123.4 |
| 22 | - | - | - | - | 4.0 | - | - | - | - | - | 3.0 | - | 29.0 |
| 23 | - | - | - | - | - | - | - | 4.0 | - | 2.2 | 8.4 | - | 37.6 |
| 24 | - | - | - | 6.8 | - | 2.0 | - | - | - | 23.2 | - | - | 56.0 |
| 25 | - | - | - | - | - | 5.2 | - | 35.4 | 6.2 | 14.0 | - | - | 85.8 |
| 26 | - | - | - | - | 8.2 | - | - | 17.8 | 1.4 | 0.2 | - | - | 53.6 |
| 27 | - | - | - | - | - | - | 9.4 | 85.0 | - | - | - | - | 121.4 |
| 28 | - | 5.0 | 2.8 | 1.6 | - | 32.6 | 28.8 | 18.2 | - | - | - | - | 117.0 |
| 29 | - | - | 3.0 | 16.6 | 23.0 | - | 21.0 | 1.8 | - | 33.0 | - | - | 127.4 |
| 30 | - | - | 38.6 | - | - | 3.2 | 75.4 | - | 5.8 | 0.8 | - | - | 153.8 |
| 31 | - | - | 1.0 | - | - | - | 109.4 | - | - | - | - | - | 141.4 |
| 1,891 | Janvier | Fevrier | Mars | Avril | Mai | Juin | Juillet | Aout | Septembre | Octobre | Novembre | Decembre | Total Année |
| Total Millimetres | 23 | 90 | 52 | 158 | 319 | 250 | 294 | 196 | 24 | 164 | 242 | 79 | 1,891 |



**Pluviométrie - ORE Camp-Perrin, Cayes, Haïti
- 2007 -**

(en millimetres)

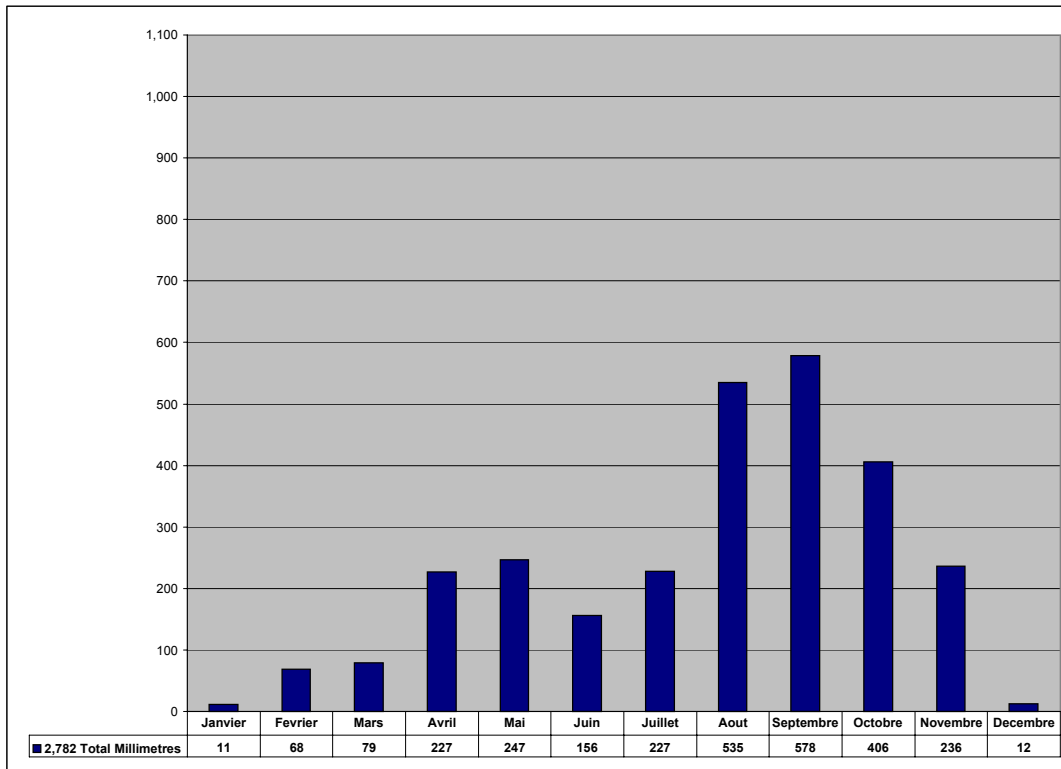
| Jour | Janvier | Fevrier | Mars | Avril | Mai | Juin | Juillet | Aout | Septembre | Octobre | Novembre | Decembre | Total Année |
|--------------------------|----------------|----------------|-------------|--------------|------------|-------------|----------------|-------------|------------------|----------------|-----------------|-----------------|--------------------|
| 1 | - | - | - | 4.2 | - | - | - | - | - | - | - | - | 5.2 |
| 2 | - | - | - | 30.0 | - | - | - | - | - | - | - | - | 32.0 |
| 3 | - | - | - | 10.8 | - | - | - | - | - | - | - | - | 13.8 |
| 4 | - | - | - | 7.8 | - | - | - | - | - | - | - | - | 11.8 |
| 5 | - | - | 1.6 | - | - | - | - | - | - | - | - | - | 6.6 |
| 6 | - | - | - | 27.2 | - | - | - | - | - | - | - | - | 33.2 |
| 7 | - | 8.0 | 1.8 | - | - | - | - | - | - | - | - | - | 16.8 |
| 8 | - | - | - | - | - | - | - | - | - | - | - | - | 8.0 |
| 9 | - | 22.0 | - | - | - | - | - | - | - | - | - | - | 31.0 |
| 10 | - | - | - | - | - | - | - | - | - | - | - | - | 10.0 |
| 11 | - | - | - | - | - | - | - | - | - | - | - | - | 11.0 |
| 12 | - | - | 40.8 | - | - | - | - | - | - | - | - | - | 52.8 |
| 13 | 10.2 | - | - | - | - | - | - | - | - | - | - | - | 23.2 |
| 14 | - | - | 8.8 | - | - | - | - | - | - | - | - | - | 22.8 |
| 15 | - | - | 6.4 | - | - | - | - | - | - | - | - | - | 21.4 |
| 16 | - | - | 35.4 | - | - | - | - | - | - | - | - | - | 51.4 |
| 17 | - | - | 70.4 | - | - | - | - | - | - | - | - | - | 87.4 |
| 18 | - | - | 13.6 | - | - | - | - | - | - | - | - | - | 31.6 |
| 19 | - | - | - | - | - | - | - | - | - | - | - | - | 19.0 |
| 20 | - | - | 3.0 | 7.0 | - | - | - | - | - | - | - | - | 30.0 |
| 21 | - | 5.8 | 8.4 | - | - | - | - | - | - | - | - | - | 35.2 |
| 22 | - | - | - | 32.6 | - | - | - | - | - | - | - | - | 54.6 |
| 23 | - | 7.8 | - | 5.0 | - | - | - | - | - | - | - | - | 35.8 |
| 24 | - | - | 25.0 | 16.8 | - | - | - | - | - | - | - | - | 65.8 |
| 25 | - | - | 1.8 | 9.0 | - | - | - | - | - | - | - | - | 35.8 |
| 26 | - | - | - | 3.4 | - | - | - | - | - | - | - | - | 29.4 |
| 27 | - | - | 27.4 | 1.4 | - | - | - | - | - | - | - | - | 55.8 |
| 28 | - | - | - | 16.4 | - | - | - | - | - | - | - | - | 44.4 |
| 29 | 1.2 | - | - | - | - | - | - | - | - | - | - | - | 30.2 |
| 30 | 0.2 | - | - | - | - | - | - | - | - | - | - | - | 30.2 |
| 31 | 0.4 | - | 9.2 | - | - | - | - | - | - | - | - | - | 40.6 |
| 481 | Janvier | Fevrier | Mars | Avril | Mai | Juin | Juillet | Aout | Septembre | Octobre | Novembre | Decembre | Total Année |
| Total Millimetres | 12 | 44 | 254 | 172 | 0 | 0 | 0 | 0 | 0 | 0 | 0 | 0 | 481 |



**Pluviométrie - ORE Camp-Perrin, Cayes, Haïti
- 2008 -**

(en millimètres)

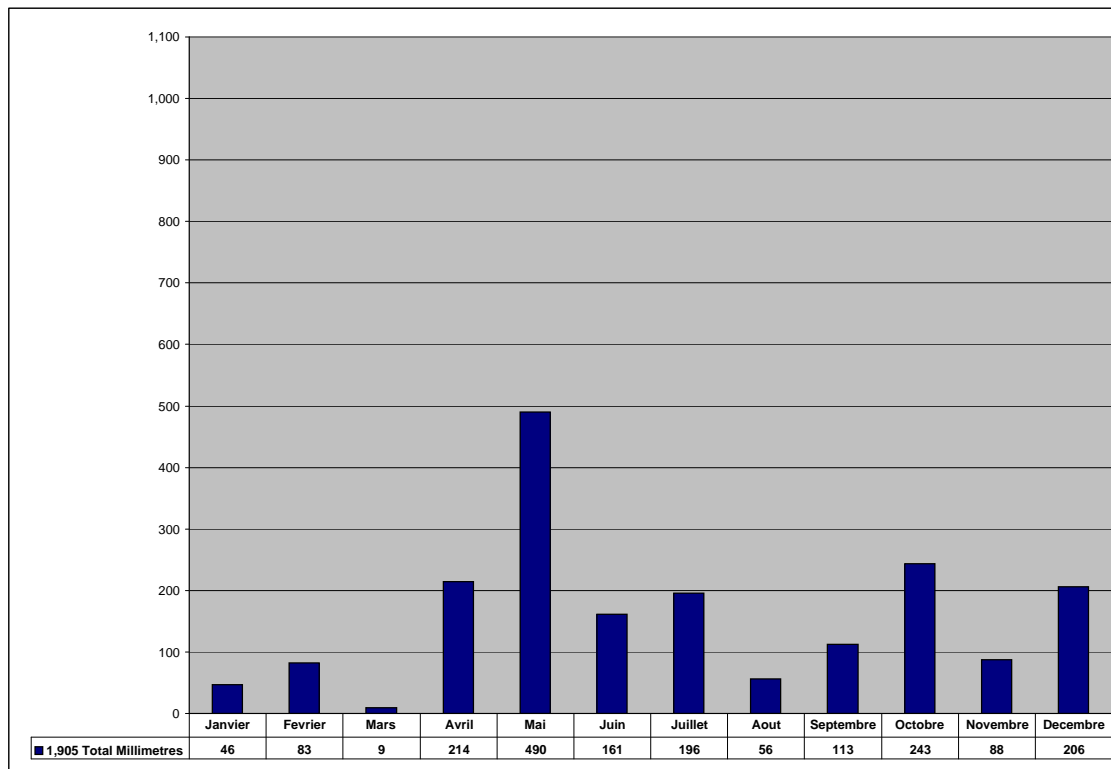
| Jour | Janvier | Fevrier | Mars | Avril | Mai | Juin | Juillet | Aout | Septembre | Octobre | Novembre | Decembre | Hurricanes |
|--------------|----------------|----------------|-------------|--------------|------------|-------------|----------------|-------------|------------------|----------------|-----------------|-----------------|--------------------------|
| 1 | - | - | - | 11.6 | - | - | - | 7.2 | 278.4 | 70.2 | - | - | HANNA Sep 1st-3rd 08 |
| 2 | - | - | 4.8 | 14.2 | 10.8 | - | 5.8 | 4.0 | 14.6 | 9.4 | 21.6 | - | |
| 3 | - | - | - | 42.2 | 61.6 | 31.0 | - | 4.4 | 30.2 | - | 7.4 | - | |
| 4 | - | - | - | 2.0 | 2.6 | 41.4 | 107.2 | 7.8 | 30.6 | 11.8 | - | - | |
| 5 | - | - | - | 2.2 | - | - | 3.0 | - | 40.8 | - | - | - | |
| 6 | - | - | 9.2 | - | - | - | - | - | 8.4 | 12.2 | - | - | |
| 7 | - | 1.8 | - | - | - | - | - | - | 56.6 | 5.6 | - | - | IKE Sep 7th 08 |
| 8 | - | - | - | 11.4 | - | - | 14.4 | - | 10.8 | - | - | - | |
| 9 | - | - | 6.0 | - | - | - | - | - | 10.0 | 3.8 | - | - | |
| 10 | 4.0 | 4.8 | - | - | - | - | 14.2 | - | - | - | - | - | |
| 11 | - | - | 12.2 | 28.6 | - | - | - | - | 27.6 | 5.4 | - | - | |
| 12 | - | - | 3.0 | 8.8 | - | - | - | - | - | - | 77.4 | - | |
| 13 | - | - | - | - | - | - | - | - | - | 9.8 | 4.2 | - | |
| 14 | - | - | - | - | 52.2 | 52.4 | - | - | - | - | 1.6 | - | |
| 15 | - | - | - | - | 14.0 | 17.4 | 11.8 | 4.4 | - | - | - | - | |
| 16 | - | - | - | - | 3.0 | - | 8.2 | 215.0 | 1.4 | 39.0 | 2.0 | - | FAY Aug 16th 08 |
| 17 | - | - | - | - | - | - | - | 10.4 | - | 129.6 | - | - | |
| 18 | - | - | - | - | - | - | 34.2 | - | 14.6 | 71.2 | 29.6 | - | |
| 19 | - | 40.0 | - | - | - | - | - | - | - | 1.8 | 9.6 | - | |
| 20 | - | 8.8 | - | - | - | - | - | - | 4.6 | - | - | - | |
| 21 | - | - | 6.6 | 95.2 | 14.2 | - | - | - | - | - | - | - | |
| 22 | - | - | 1.2 | - | 3.8 | - | - | - | 29.6 | - | - | 12.2 | |
| 23 | - | - | - | - | 6.4 | - | - | - | 9.8 | - | - | - | |
| 24 | - | - | - | - | - | - | 7.4 | - | - | - | - | - | |
| 25 | - | - | - | - | 12.0 | - | 13.2 | - | - | - | 47.4 | - | |
| 26 | - | 9.0 | - | - | 10.4 | - | - | 64.0 | - | - | 15.2 | - | GUSTAV Aug 26-27th 08 |
| 27 | 2.6 | 3.8 | 1.2 | 8.8 | 4.0 | - | - | 116.0 | - | - | - | - | |
| 28 | 4.4 | - | 22.0 | 1.6 | 10.0 | - | - | 93.0 | 7.6 | 20.0 | 12.0 | - | |
| 29 | - | - | 10.0 | - | 1.6 | 14.2 | 1.2 | 8.6 | - | - | 8.0 | - | |
| 30 | - | - | - | - | 40.0 | - | - | - | 2.6 | - | - | - | |
| 31 | - | - | 2.4 | - | - | - | 6.8 | - | - | 16.4 | - | - | |
| Total | Janvier | Fevrier | Mars | Avril | Mai | Juin | Juillet | Aout | Septembre | Octobre | Novembre | Decembre | |
| 2,782 | 11 | 68 | 79 | 227 | 247 | 156 | 227 | 535 | 578 | 406 | 236 | 12 | |



**Pluviométrie - ORE Camp-Perrin, Cayes, Haïti
- 2009 -**

(en millimetres)

| Jour | Janvier | Fevrier | Mars | Avril | Mai | Juin | Juillet | Aout | Septembre | Octobre | Novembre | Decembre | Total Année |
|--------------------------|----------------|----------------|-------------|--------------|------------|-------------|----------------|-------------|------------------|----------------|-----------------|-----------------|--------------------|
| 1 | - | - | 4.4 | - | 13.4 | 2.0 | - | - | - | 3.4 | - | - | |
| 2 | - | - | 4.6 | 14.0 | 34.0 | - | - | - | - | 16.8 | - | - | |
| 3 | - | - | - | 2.6 | 40.0 | - | - | - | 8.0 | 1.8 | - | - | |
| 4 | - | - | - | - | 15.6 | - | - | 4.0 | - | - | 20.0 | - | |
| 5 | - | - | - | - | - | - | 24.0 | - | - | - | 18.0 | - | |
| 6 | - | - | - | - | - | 1.6 | 2.2 | - | - | - | - | - | |
| 7 | - | - | - | - | - | - | - | - | - | - | 6.0 | - | |
| 8 | - | - | - | - | - | - | - | - | - | - | 8.4 | - | |
| 9 | - | - | - | - | - | - | - | 10.0 | - | - | 8.0 | - | |
| 10 | - | - | - | 38.0 | - | 8.6 | - | - | - | - | - | - | |
| 11 | - | 9.6 | - | - | 10.4 | 103.2 | - | 6.2 | - | 16.6 | - | - | |
| 12 | - | - | - | 1.0 | 2.0 | 40.0 | - | - | - | 66.0 | - | - | |
| 13 | - | - | - | 5.2 | - | - | - | - | 11.6 | 17.8 | 6.6 | - | |
| 14 | - | - | - | - | 3.4 | - | - | - | 54.4 | - | 20.6 | - | |
| 15 | - | - | - | - | 1.6 | - | - | - | - | - | - | - | |
| 16 | - | - | - | 2.4 | 13.6 | - | - | - | - | - | - | 14.0 | |
| 17 | - | - | - | - | - | 5.8 | - | 20.6 | 7.6 | 13.6 | - | 19.0 | |
| 18 | 12.8 | 6.0 | - | 81.0 | 281.0 | - | - | - | - | - | - | - | |
| 19 | 28.4 | - | - | 41.0 | 9.0 | - | 18.6 | - | 5.4 | - | - | - | |
| 20 | 2.8 | - | - | - | 66.4 | - | 10.6 | - | 7.4 | - | - | - | |
| 21 | - | - | - | - | - | - | 118.0 | - | 18.4 | 12.0 | - | 136.0 | |
| 22 | 0.6 | - | - | 5.0 | - | - | - | - | - | 20.0 | - | 37.0 | |
| 23 | - | - | - | 6.2 | - | - | - | - | - | 49.6 | - | - | |
| 24 | - | - | - | - | - | - | - | - | - | 16.6 | - | - | |
| 25 | - | 34.4 | - | - | - | - | - | 15.0 | - | - | - | - | |
| 26 | - | 31.2 | - | 6.4 | - | - | 22.6 | - | - | 3.6 | - | - | |
| 27 | - | 1.4 | - | - | - | - | - | - | - | - | - | - | |
| 28 | - | - | - | 11.2 | - | - | - | - | - | - | - | - | |
| 29 | 1.8 | - | - | - | - | - | - | - | - | - | - | - | |
| 30 | - | - | - | - | - | - | - | - | - | - | - | - | |
| 31 | - | - | - | - | - | - | - | - | - | 5.2 | - | - | |
| 1,905 | Janvier | Fevrier | Mars | Avril | Mai | Juin | Juillet | Aout | Septembre | Octobre | Novembre | Decembre | Total Année |
| Total Millimetres | 46 | 83 | 9 | 214 | 490 | 161 | 196 | 56 | 113 | 243 | 88 | 206 | 1,858 |



Pluviométrie - ORE Camp-Perrin, Cayes, Haïti
- 2010 -

(en millimètres)

| Jour | Janvier | Fevrier | Mars | Avril | Mai | Juin | Juillet | Aout | Septembre | Octobre | Novembre | Decembre |
|-------------------|----------------|----------------|-------------|--------------|------------|-------------|----------------|-------------|------------------|----------------|-----------------|-----------------|
| 1 | - | - | 6.4 | 10.0 | - | 24.4 | - | - | - | 100.0 | - | - |
| 2 | - | - | - | - | 9.4 | - | - | - | 40.6 | 34.4 | - | - |
| 3 | 5.8 | - | - | - | - | - | - | - | - | - | 85.0 | - |
| 4 | - | - | - | 15.6 | - | - | - | - | 6.2 | 2.4 | 178.0 | - |
| 5 | 1.0 | - | - | - | - | - | - | - | - | 1.4 | 22.0 | - |
| 6 | - | - | - | - | - | - | 25.0 | - | 6.6 | 66.2 | - | - |
| 7 | - | - | - | 11.8 | - | - | 2.4 | - | - | 18.0 | - | - |
| 8 | - | - | - | 1.8 | - | - | - | - | - | - | - | - |
| 9 | 5.0 | - | - | 12.8 | 35.0 | - | 5.6 | - | 9.6 | 4.0 | - | - |
| 10 | - | - | - | 4.6 | 28.2 | 6.6 | 6.4 | 4.4 | - | 8.6 | - | - |
| 11 | - | - | - | - | 21.0 | - | - | 2.0 | - | - | - | - |
| 12 | - | - | - | - | - | - | - | - | 25.6 | - | - | 30.0 |
| 13 | - | - | - | 2.4 | - | - | 25.0 | 3.4 | 30.3 | - | - | - |
| 14 | - | - | - | 3.4 | 5.6 | - | - | 2.4 | - | - | - | - |
| 15 | - | 7.8 | - | - | - | 7.4 | 4.0 | - | - | - | 51.0 | - |
| 16 | 6.8 | - | - | 50.2 | 4.0 | - | 58.0 | - | - | 21.0 | - | - |
| 17 | - | - | 14.4 | 90.8 | - | - | 21.0 | 86.0 | 31.0 | - | 5.0 | - |
| 18 | - | - | 2.6 | 84.2 | - | - | 44.6 | 21.0 | 3.6 | - | - | 5.6 |
| 19 | - | - | - | 15.4 | 4.0 | - | 4.0 | - | - | - | - | - |
| 20 | - | - | - | - | 4.2 | 11.4 | 26.0 | - | - | - | - | - |
| 21 | - | 10.8 | - | - | 8.4 | 27.4 | 68.0 | - | 30.0 | 21.6 | - | - |
| 22 | - | 3.4 | - | - | 3.0 | 103.0 | 190.6 | - | - | 49.0 | - | - |
| 23 | - | - | - | - | 12.4 | 29.8 | 4.2 | - | - | - | - | - |
| 24 | 5.8 | - | - | - | 25.0 | 58.0 | - | 8.0 | 24.2 | - | - | - |
| 25 | - | 13.2 | - | - | 13.0 | - | - | - | - | - | - | - |
| 26 | - | - | - | - | 63.0 | 2.0 | - | 54.6 | 24.0 | 2.6 | - | - |
| 27 | - | 57.8 | - | - | 28.4 | 4.6 | - | - | 35.4 | - | - | - |
| 28 | - | - | - | - | 40.4 | 12.6 | 22.4 | 3.4 | 87.6 | - | - | - |
| 29 | - | - | - | - | 8.4 | - | 1.4 | - | 35.2 | - | - | - |
| 30 | - | - | - | - | 10.8 | - | - | - | 9.0 | - | - | - |
| 31 | - | - | - | - | 35.0 | - | - | - | - | - | - | - |
| 2,889 | Janvier | Fevrier | Mars | Avril | Mai | Juin | Juillet | Aout | Septembre | Octobre | Novembre | Decembre |
| Total Millimetres | 24 | 93 | 23 | 303 | 359 | 287 | 509 | 185 | 399 | 329 | 341 | 36 |

